


# Valentines Day Patterns (D)

Cut and paste a picture that continues each pattern.



1.





2.



3.





4.



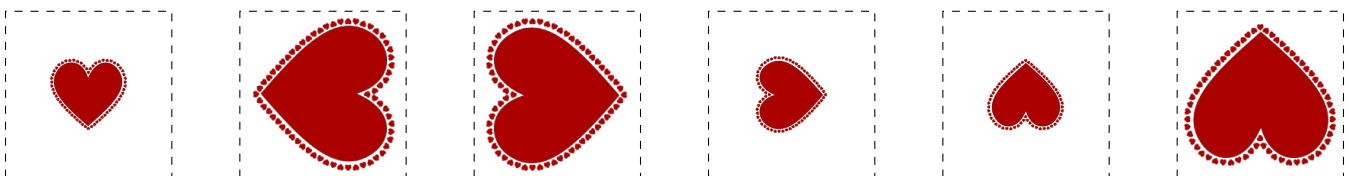
5.



6.



## Cut-outs



Images from [Openclipart.org](http://Openclipart.org)

Happy Valentines Day from [Math-Drills.com](http://Math-Drills.com)!