



Thanksgiving Patterns (A)

Cut and paste a picture that continues each pattern.


1.




2.



3.




4.




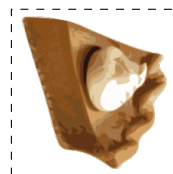
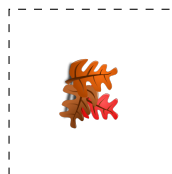
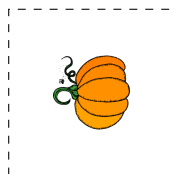
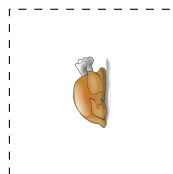

5.



6.



Cut-outs

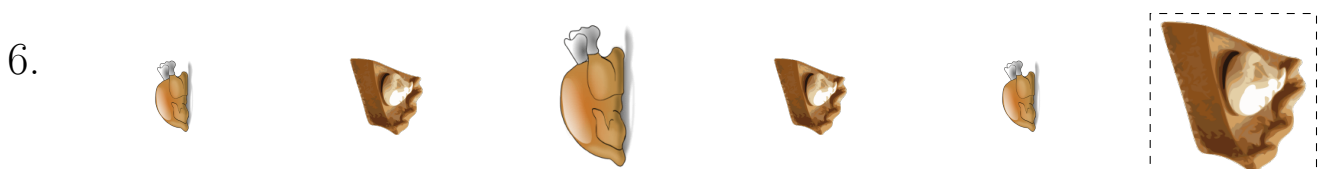





Images from Openclipart.org

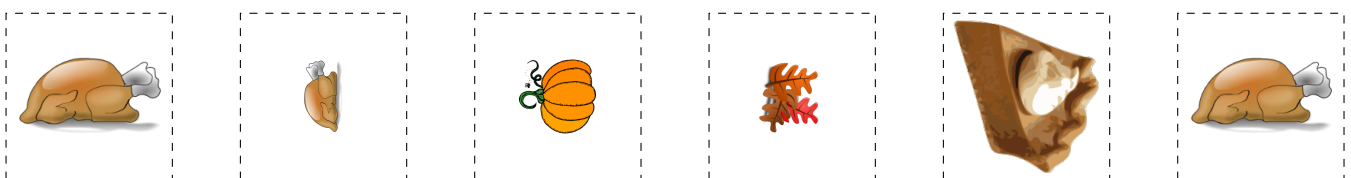
Happy Thanksgiving from Math-Drills.com!

Thanksgiving Patterns (A) Answers

Cut and paste a picture that continues each pattern.



Cut-outs





Images from Openclipart.org

Happy Thanksgiving from Math-Drills.com!


Thanksgiving Patterns (B)

Cut and paste a picture that continues each pattern.


1.



2.






3.




4.



5.



6.



Cut-outs




Images from Openclipart.org

Happy Thanksgiving from Math-Drills.com!

Thanksgiving Patterns (B) Answers

Cut and paste a picture that continues each pattern.


1.




2.




3.




4.



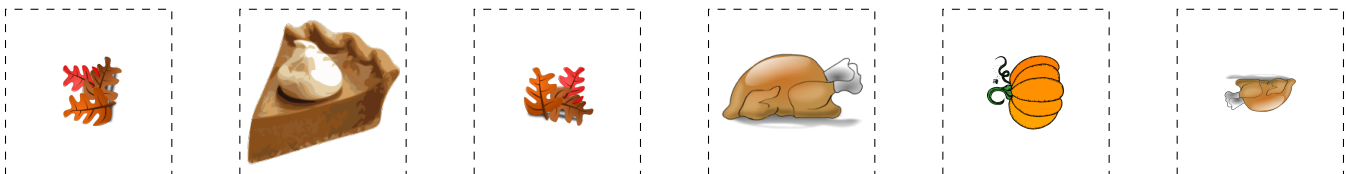
5.



6.



Cut-outs



Images from Openclipart.org







Happy Thanksgiving from Math-Drills.com!







Thanksgiving Patterns (C)







Cut and paste a picture that continues each pattern.

1.      

2.      


3.      

4.      

5.      

6.      

Cut-outs






Images from Openclipart.org


Happy Thanksgiving from Math-Drills.com!

Thanksgiving Patterns (C) Answers

Cut and paste a picture that continues each pattern.



Cut-outs




Images from Openclipart.org

Happy Thanksgiving from Math-Drills.com!

Thanksgiving Patterns (D)

Cut and paste a picture that continues each pattern.


1.



2.




3.




4.



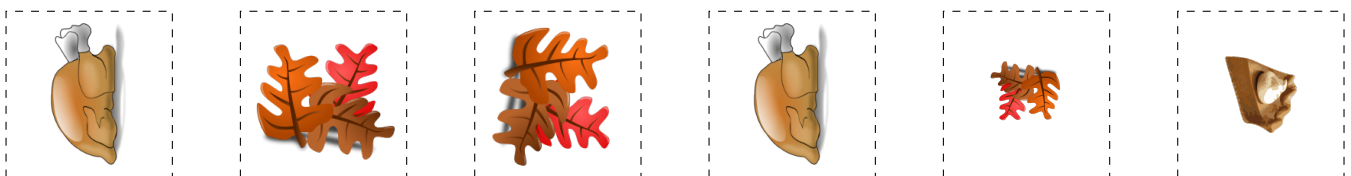
5.



6.



Cut-outs




Images from Openclipart.org

Happy Thanksgiving from Math-Drills.com!


Thanksgiving Patterns (D) Answers

Cut and paste a picture that continues each pattern.


1.




2.




3.




4.



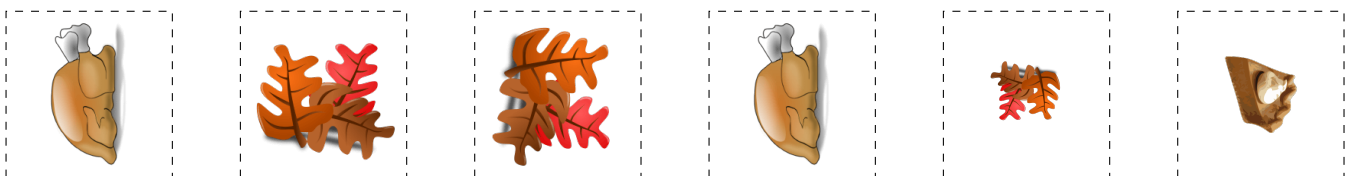
5.



6.



Cut-outs





Images from Openclipart.org

Happy Thanksgiving from Math-Drills.com!

Thanksgiving Patterns (E)

Cut and paste a picture that continues each pattern.

1.




2.




3.



4.



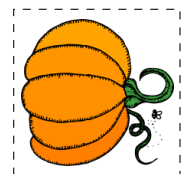
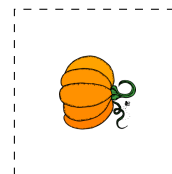

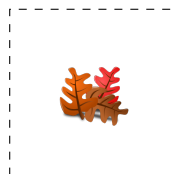

5.



6.



Cut-outs



Images from Openclipart.org

Happy Thanksgiving from Math-Drills.com!


Thanksgiving Patterns (E) Answers

Cut and paste a picture that continues each pattern.


1.



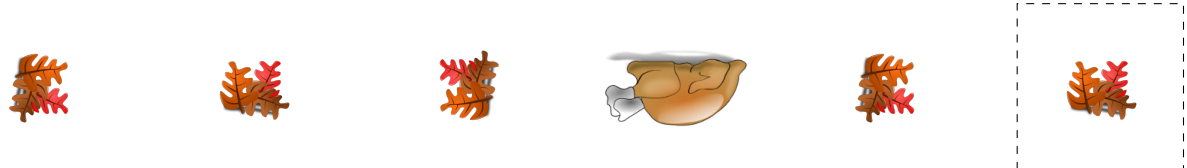
2.



3.



4.



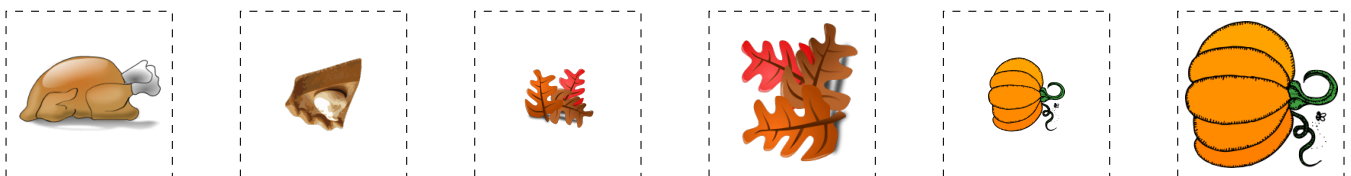
5.



6.



Cut-outs




Images from Openclipart.org

Happy Thanksgiving from Math-Drills.com!

Thanksgiving Patterns (F)

Cut and paste a picture that continues each pattern.



1.




2.




3.




4.






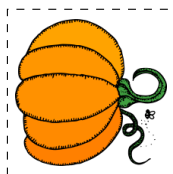

5.



6.



Cut-outs




Images from Openclipart.org

Happy Thanksgiving from Math-Drills.com!


Thanksgiving Patterns (F) Answers

Cut and paste a picture that continues each pattern.



1.



2.




3.



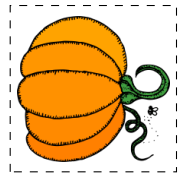
4.






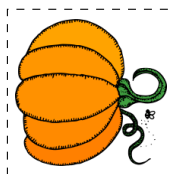

5.



6.



Cut-outs




Images from Openclipart.org

Happy Thanksgiving from Math-Drills.com!

Thanksgiving Patterns (G)

Cut and paste a picture that continues each pattern.


1.




2.



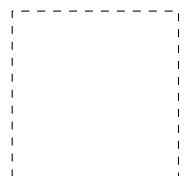

3.




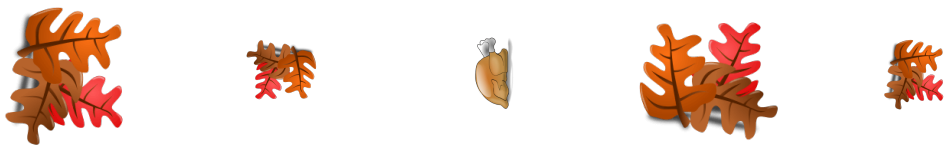
4.



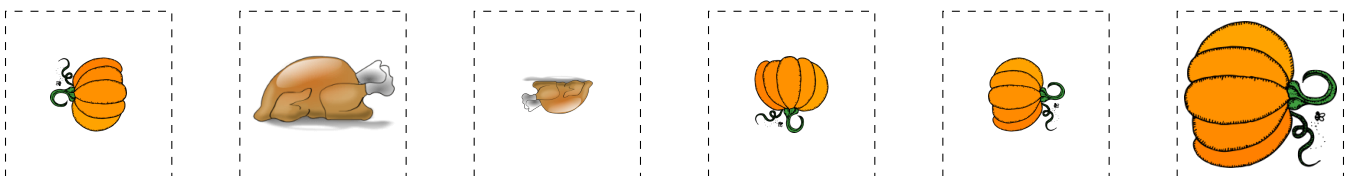
5.



6.



Cut-outs



Images from Openclipart.org

Happy Thanksgiving from Math-Drills.com!


Thanksgiving Patterns (G) Answers

Cut and paste a picture that continues each pattern.

1.



2.




3.



4.



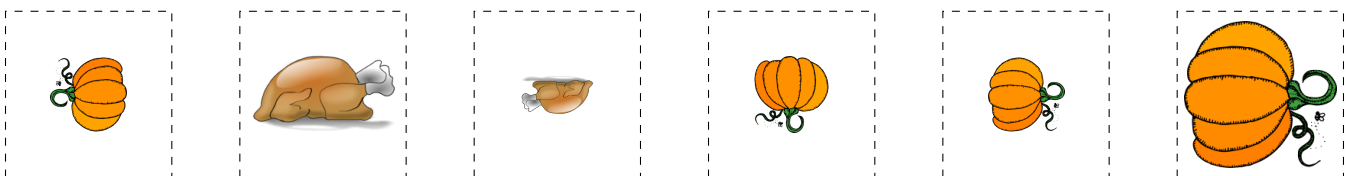
5.



6.



Cut-outs




Images from Openclipart.org

Happy Thanksgiving from Math-Drills.com!


Thanksgiving Patterns (H)

Cut and paste a picture that continues each pattern.

1.



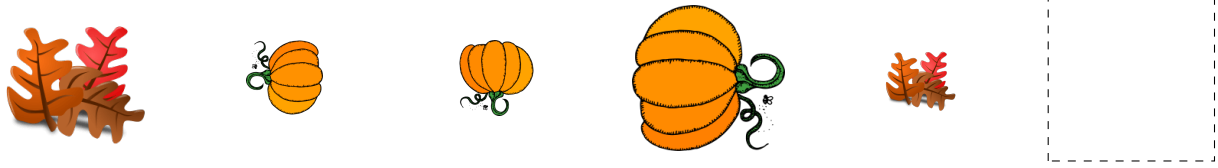
2.



3.



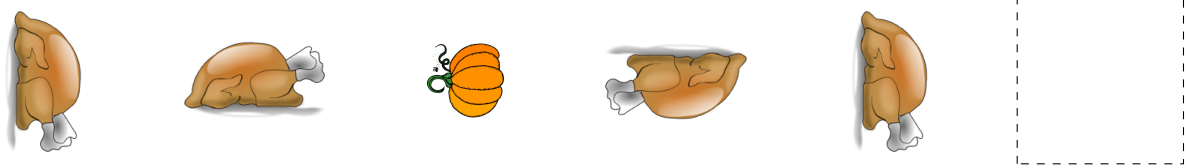
4.




5.



6.



Cut-outs




Images from Openclipart.org

Happy Thanksgiving from Math-Drills.com!


Thanksgiving Patterns (H) Answers

Cut and paste a picture that continues each pattern.

1.




2.



3.



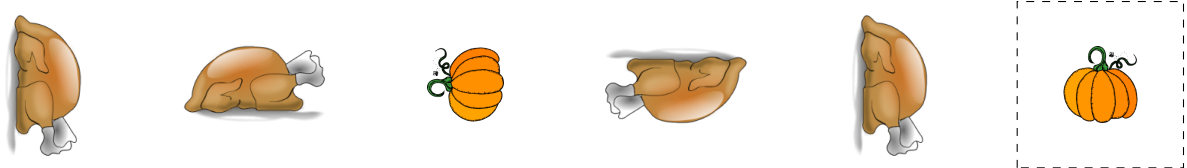
4.




5.



6.



Cut-outs




Images from Openclipart.org

Happy Thanksgiving from Math-Drills.com!

Thanksgiving Patterns (I)

Cut and paste a picture that continues each pattern.



1.





2.



3.




4.




5.



6.



Cut-outs




Images from Openclipart.org

Happy Thanksgiving from Math-Drills.com!


Thanksgiving Patterns (I) Answers

Cut and paste a picture that continues each pattern.

1.




2.



3.



4.




5.



6.



Cut-outs




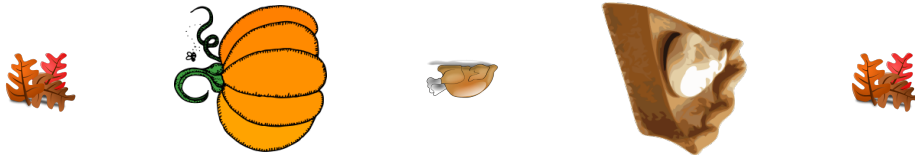
Images from Openclipart.org

Happy Thanksgiving from Math-Drills.com!

Thanksgiving Patterns (J)

Cut and paste a picture that continues each pattern.


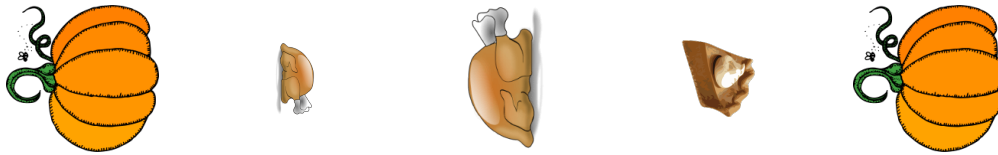
1.




2.




3.




4.






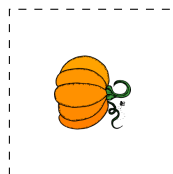

5.



6.



Cut-outs




Images from Openclipart.org

Happy Thanksgiving from Math-Drills.com!


Thanksgiving Patterns (J) Answers

Cut and paste a picture that continues each pattern.

1.



2.



3.



4.




5.



6.



Cut-outs



Images from Openclipart.org

Happy Thanksgiving from Math-Drills.com!