

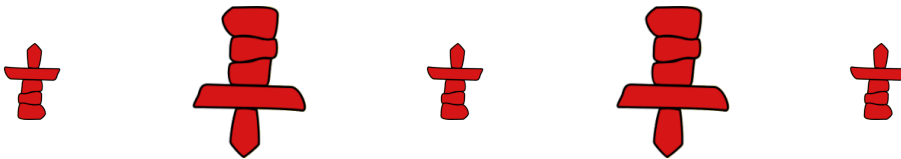
# Nunavut Day Picture Patterns (I)

Cut and paste a picture that continues each pattern.

1.



2.



3.




4.



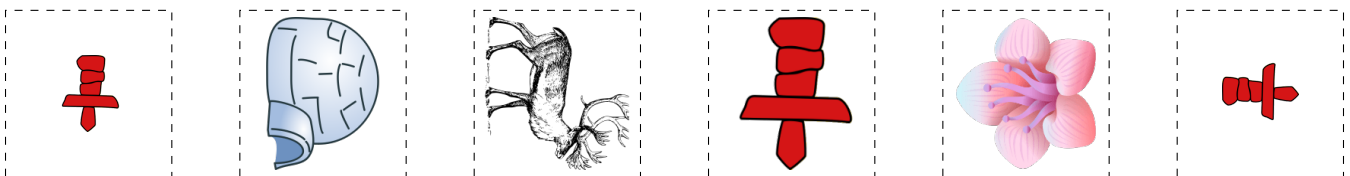
5.



6.



Cut-outs




Purple Saxifrage by Aldo. Other images from OpenClipart.org

# Nunavut Day Picture Patterns (I) Answers

Cut and paste a picture that continues each pattern.

1.




2.



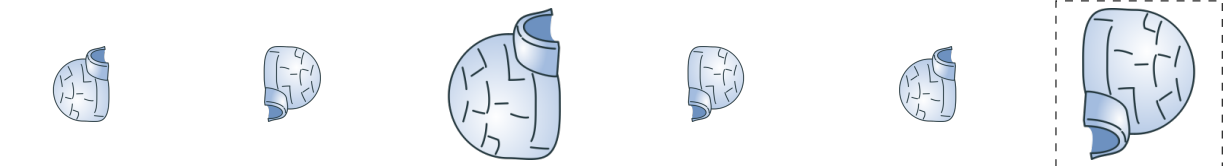
3.




4.



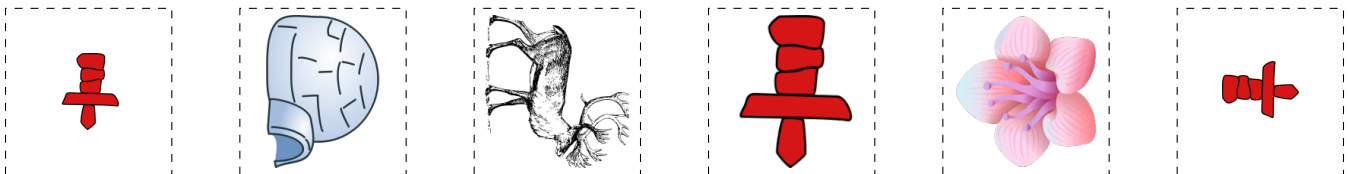
5.



6.



Cut-outs



Purple Saxifrage by Aldo. Other images from OpenClipart.org