

Nunavut Day Picture Patterns (B)

Cut and paste a picture that continues each pattern.

1.



2.



3.




4.



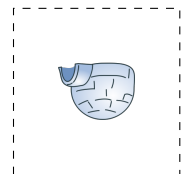
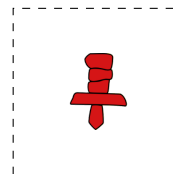
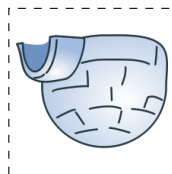
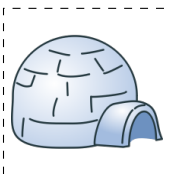


5.



6.



Cut-outs

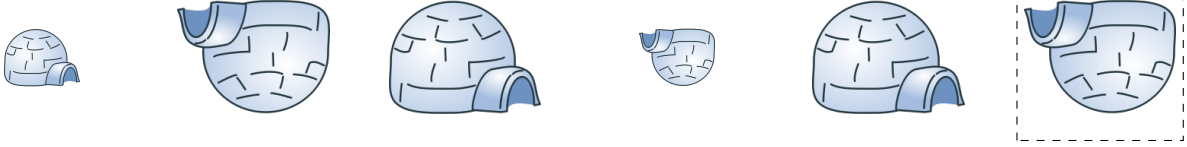


Purple Saxifrage by Aldo. Other images from OpenClipart.org

Nunavut Day Picture Patterns (B) Answers

Cut and paste a picture that continues each pattern.


1.



2.



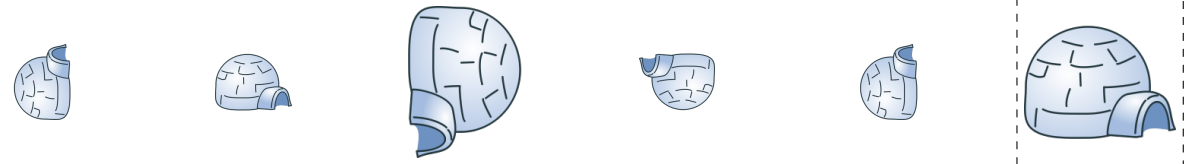
3.




4.



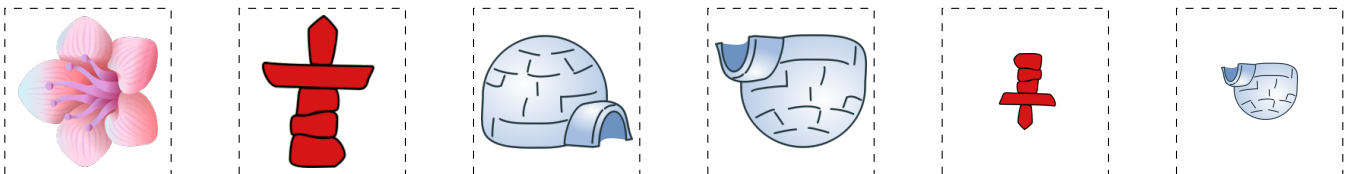
5.



6.



Cut-outs



Purple Saxifrage by Aldo. Other images from OpenClipart.org