

Nunavut Day Picture Patterns (G)

Cut and paste a picture that continues each pattern.


1.



2.



3.




4.



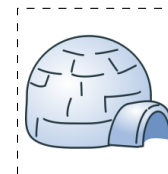
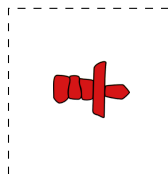

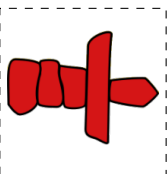
5.



6.




Cut-outs



Nunavut Day Picture Patterns (G) Answers

Cut and paste a picture that continues each pattern.


1.



2.



3.



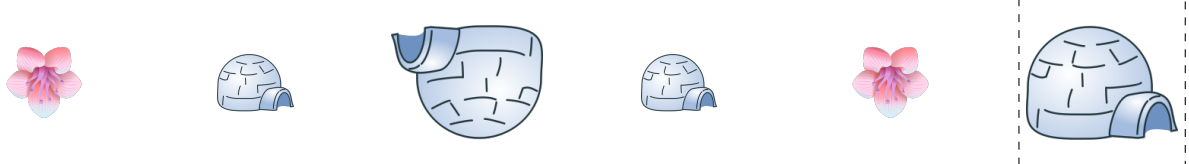
4.



5.



6.



Cut-outs

