

Nunavut Day Picture Patterns (B)

Cut and paste a picture that continues each pattern.



1.



2.



3.




4.



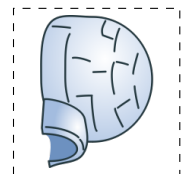
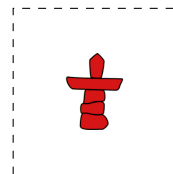

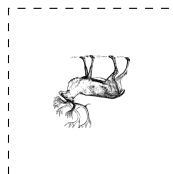
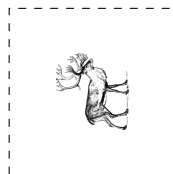
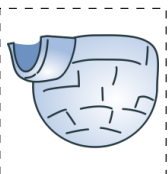
5.



6.




Cut-outs




Nunavut Day Picture Patterns (B) Answers

Cut and paste a picture that continues each pattern.


1.



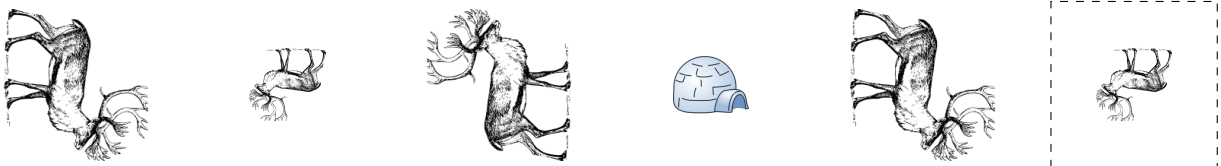
2.



3.



4.



5.



6.



Cut-outs

