

# Canada Day Picture Patterns (F)

Cut and paste a picture that continues each pattern.

1.




2.



3.




4.




5.



6.



## Cut-outs



# Canada Day Picture Patterns (F) Answers

Cut and paste a picture that continues each pattern.

1.




2.



3.




4.




5.



6.



Cut-outs



Images from [OpenClipart.org](http://OpenClipart.org)

Math-Drills.com