

Canada Day Picture Patterns (G)

Cut and paste a picture that continues each pattern.

1.



2.



3.




4.





5.



6.



Cut-outs



Images from OpenClipart.org

Math-Drills.com

Canada Day Picture Patterns (G) Answers

Cut and paste a picture that continues each pattern.

1.



2.




3.



4.



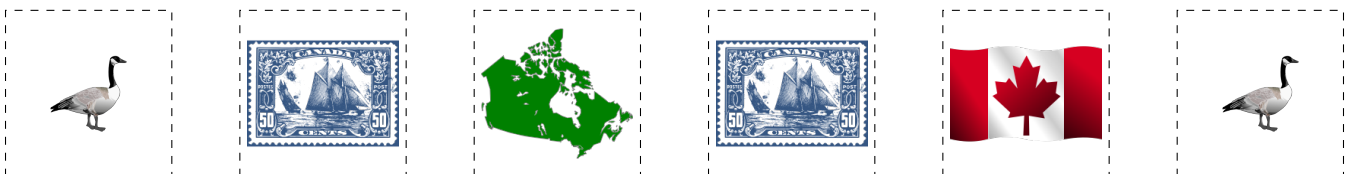
5.



6.



Cut-outs



Images from OpenClipart.org

Math-Drills.com