

# Canada Day Picture Patterns (A)

Cut and paste a picture that continues each pattern.

1.



2.



3.



4.




5.



6.




## Cut-outs



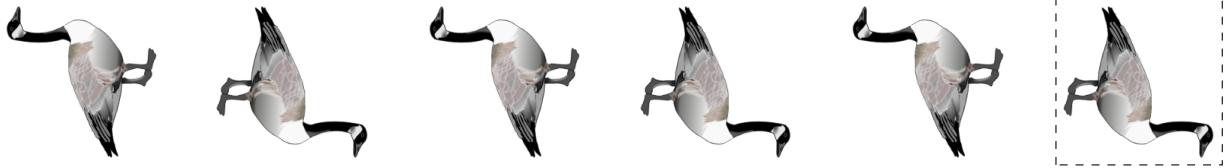
# Canada Day Picture Patterns (A) Answers

Cut and paste a picture that continues each pattern.

1.



2.



3.



4.




5.



6.



## Cut-outs



# Canada Day Picture Patterns (B)

Cut and paste a picture that continues each pattern.

1.



2.



3.




4.



5.



6.



## Cut-outs



Images from OpenClipart.org

Math-Drills.com

# Canada Day Picture Patterns (B) Answers

Cut and paste a picture that continues each pattern.

1.



2.



3.



4.



5.



6.




Cut-outs



# Canada Day Picture Patterns (C)

Cut and paste a picture that continues each pattern.

1.




2.



3.



4.




5.



6.



## Cut-outs



Images from OpenClipart.org

Math-Drills.com

# Canada Day Picture Patterns (C) Answers

Cut and paste a picture that continues each pattern.

1.



2.



3.



4.




5.



6.



Cut-outs




Images from OpenClipart.org

Math-Drills.com




# Canada Day Picture Patterns (D)

Cut and paste a picture that continues each pattern.



## Cut-outs




Images from OpenClipart.org


Math-Drills.com

# Canada Day Picture Patterns (D) Answers

Cut and paste a picture that continues each pattern.



## Cut-outs



Images from [OpenClipart.org](http://OpenClipart.org)

Math-Drills.com



# Canada Day Picture Patterns (E)

Cut and paste a picture that continues each pattern.

1.




2.



3.




4.



5.



6.



## Cut-outs



Images from OpenClipart.org

Math-Drills.com

# Canada Day Picture Patterns (E) Answers

Cut and paste a picture that continues each pattern.

1.



2.



3.



4.



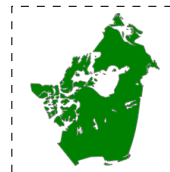
5.



6.



Cut-outs



# Canada Day Picture Patterns (F)

Cut and paste a picture that continues each pattern.

1.



2.



3.




4.



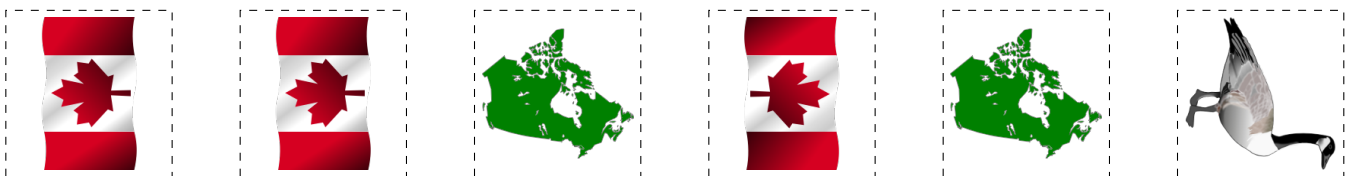
5.



6.



## Cut-outs




Images from OpenClipart.org

Math-Drills.com

# Canada Day Picture Patterns (F) Answers

Cut and paste a picture that continues each pattern.


1.



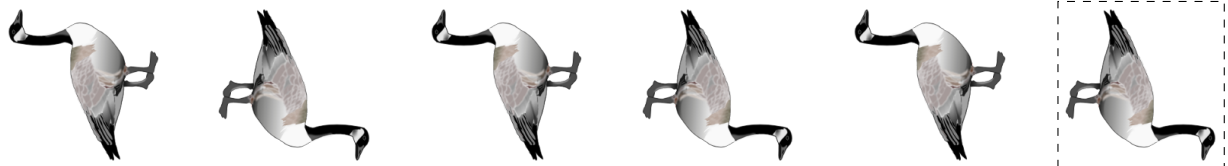
2.



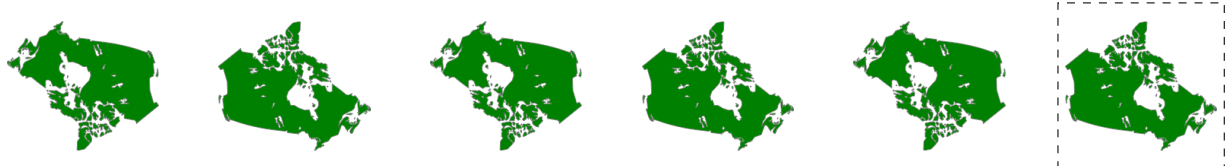
3.




4.



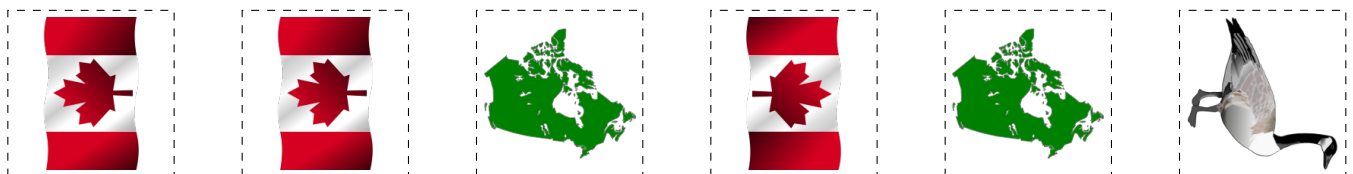
5.



6.



## Cut-outs




Images from [OpenClipart.org](http://OpenClipart.org)

Math-Drills.com

# Canada Day Picture Patterns (G)

Cut and paste a picture that continues each pattern.

1.




2.



3.




4.




5.



6.



## Cut-outs



Images from OpenClipart.org

Math-Drills.com



# Canada Day Picture Patterns (G) Answers

Cut and paste a picture that continues each pattern.

1.



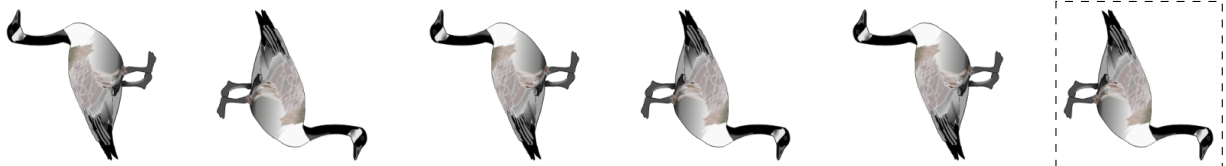
2.



3.



4.




5.



6.



## Cut-outs



Images from OpenClipart.org

Math-Drills.com


# Canada Day Picture Patterns (H)

Cut and paste a picture that continues each pattern.


1.




2.




3.




4.




5.



6.



## Cut-outs




Images from OpenClipart.org

Math-Drills.com


# Canada Day Picture Patterns (H) Answers

Cut and paste a picture that continues each pattern.


1.



2.




3.




4.




5.



6.




## Cut-outs



# Canada Day Picture Patterns (I)

Cut and paste a picture that continues each pattern.

1.




2.



3.




4.



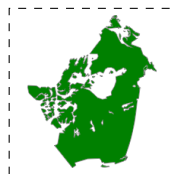
5.



6.



## Cut-outs



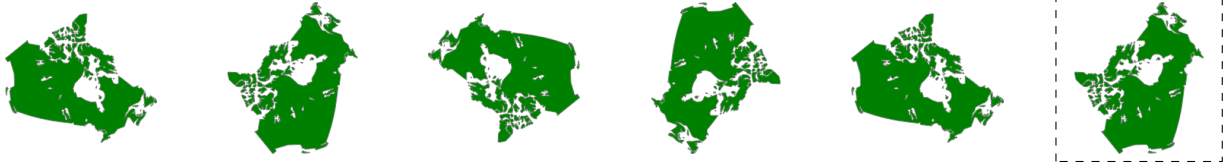
Images from OpenClipart.org

Math-Drills.com

# Canada Day Picture Patterns (I) Answers

Cut and paste a picture that continues each pattern.

1.



2.



3.



4.



5.



6.



Cut-outs



Images from [OpenClipart.org](http://OpenClipart.org)

[Math-Drills.com](http://Math-Drills.com)



# Canada Day Picture Patterns (J)

Cut and paste a picture that continues each pattern.

1.



2.



3.



4.




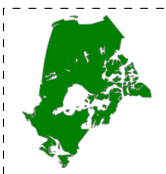
5.



6.



## Cut-outs



# Canada Day Picture Patterns (J) Answers

Cut and paste a picture that continues each pattern.

1.



2.



3.



4.




5.



6.



## Cut-outs



Images from [OpenClipart.org](https://openclipart.org/)

Math-Drills.com