

Independence Day Picture Patterns (D)

Cut and paste a picture that continues each pattern.

1.



2.




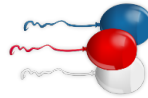

3.





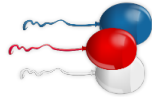
4.



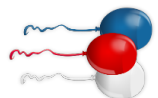
5.



6.





Cut-outs



Independence Day Picture Patterns (D) Answers

Cut and paste a picture that continues each pattern.



Cut-outs

