


Independence Day Picture Patterns (B)

Cut and paste a picture that continues each pattern.

1.



2.



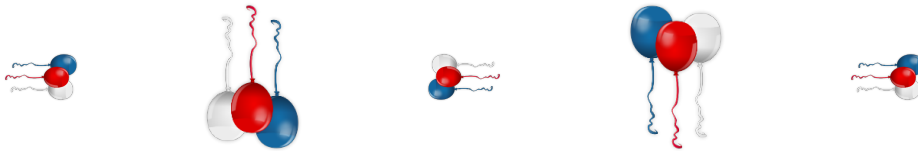
3.




4.





5.



6.



Cut-outs




Independence Day Picture Patterns (B) Answers

Cut and paste a picture that continues each pattern.


1.




2.



3.




4.



5.



6.



Cut-outs

