

# St. Patrick's Day Patterns (H)

Cut and paste a picture that continues each pattern.


1.




2.



3.




4.




5.



6.



## Cut-outs



Images from [Openclipart.org](http://Openclipart.org)

Happy St. Patrick's Day from Math-Drills.com!


# St. Patrick's Day Patterns (H) Answers

Cut and paste a picture that continues each pattern.

1.




2.



3.



4.




5.



6.



## Cut-outs



Images from [Openclipart.org](http://Openclipart.org)

Happy St. Patrick's Day from [Math-Drills.com](http://Math-Drills.com)!