







St. Patrick's Day Patterns (J)

Cut and paste a picture that continues each pattern.

1.      

2.      

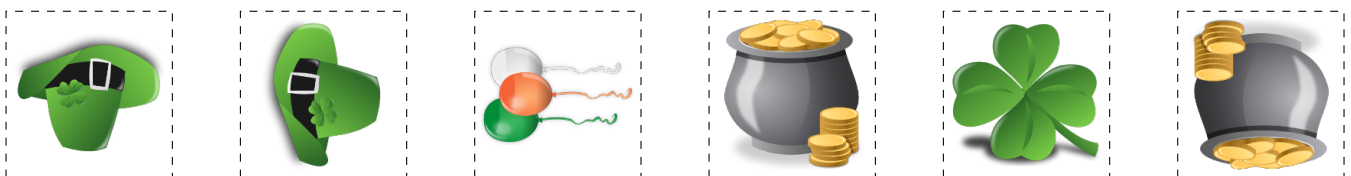
3.      

4.      

5.      

6.      

Cut-outs





Images from Openclipart.org

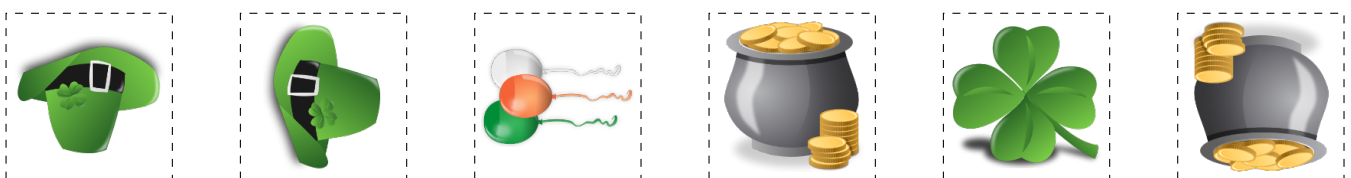
Happy St. Patrick's Day from Math-Drills.com!

St. Patrick's Day Patterns (J) Answers

Cut and paste a picture that continues each pattern.



Cut-outs



Images from Openclipart.org

Happy St. Patrick's Day from Math-Drills.com!