



St. Patrick's Day Patterns (I)

Cut and paste a picture that continues each pattern.


1.





2.




3.




4.



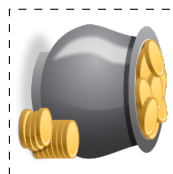
5.



6.



Cut-outs



Images from Openclipart.org

Happy St. Patrick's Day from Math-Drills.com!