













# St. Patrick's Day Patterns (E)

Cut and paste a picture that continues each pattern.

1.      

2.      


3.      

4.      

5.      

6.      

## Cut-outs

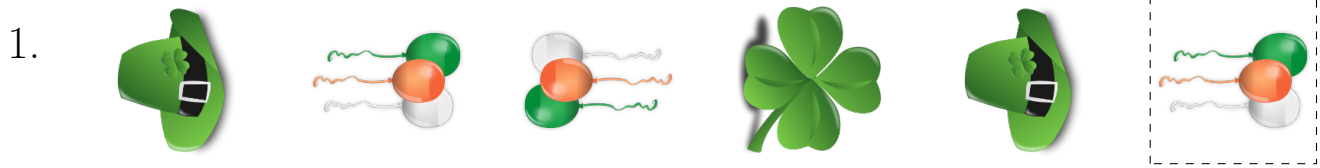


Images from [Openclipart.org](http://Openclipart.org)


Happy St. Patrick's Day from [Math-Drills.com](http://Math-Drills.com)!

# St. Patrick's Day Patterns (E) Answers

Cut and paste a picture that continues each pattern.



Cut-outs



Images from [Openclipart.org](http://Openclipart.org)

Happy St. Patrick's Day from [Math-Drills.com](http://Math-Drills.com)!