


# St. Patrick's Day Patterns (D)

Cut and paste a picture that continues each pattern.


1.




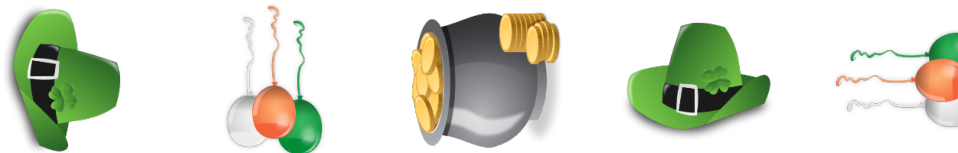
2.





3.




4.



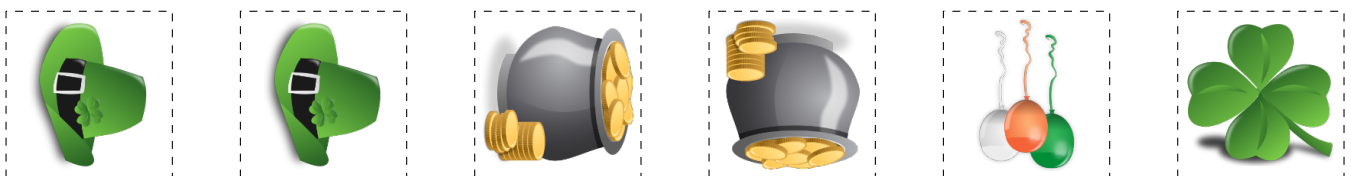
5.



6.



## Cut-outs

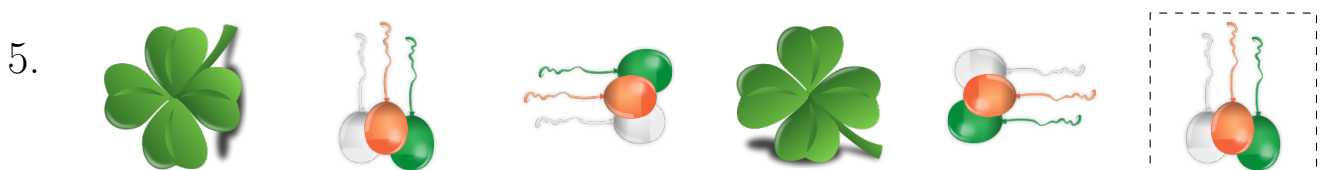



Images from [Openclipart.org](http://Openclipart.org)

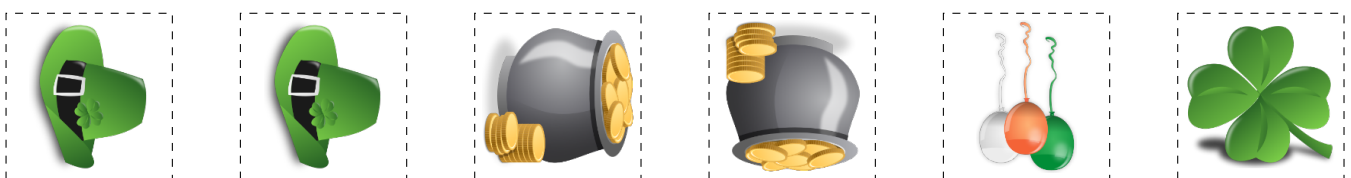
Happy St. Patrick's Day from [Math-Drills.com](http://Math-Drills.com)!

# St. Patrick's Day Patterns (D) Answers

Cut and paste a picture that continues each pattern.



## Cut-outs



Images from [Openclipart.org](http://Openclipart.org)

Happy St. Patrick's Day from [Math-Drills.com](http://Math-Drills.com)!