St. Patricks Day Patterns (A)

Cut and paste a picture that continues each pattern.

1.

2.

3.

4.

5.

6.

Cut-outs



Images from Openclipart.org

Happy St. Patrick's Day from Math-Drills.com!

St. Patricks Day Patterns (A) Answers

Cut and paste a picture that continues each pattern.

1.

2.

3.

4.

5.

6.

Cut-outs



Images from Openclipart.org

Happy St. Patrick's Day from Math-Drills.com!

St. Patricks Day Patterns (B)

Cut and paste a picture that continues each pattern.

1. 

2.

3.

4.

5.

6.

Cut-outs



Images from Openclipart.org

Happy St. Patrick's Day from Math-Drills.com!

St. Patricks Day Patterns (B) Answers

Cut and paste a picture that continues each pattern.

1. 

2. 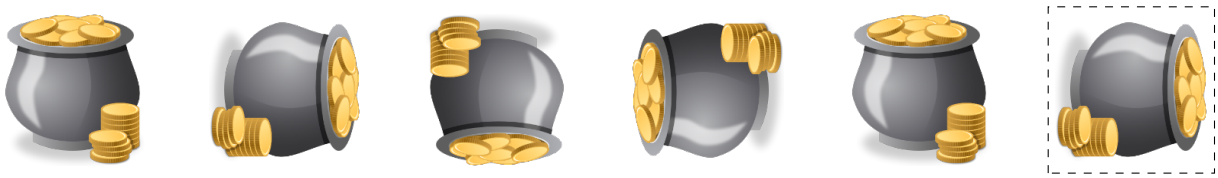

3.

4.

5. 

6. 

Cut-outs



Images from Openclipart.org

Happy St. Patrick's Day from Math-Drills.com!

St. Patricks Day Patterns (C)

Cut and paste a picture that continues each pattern.

1.

2.

3.

4. 

5.

6. 

Cut-outs

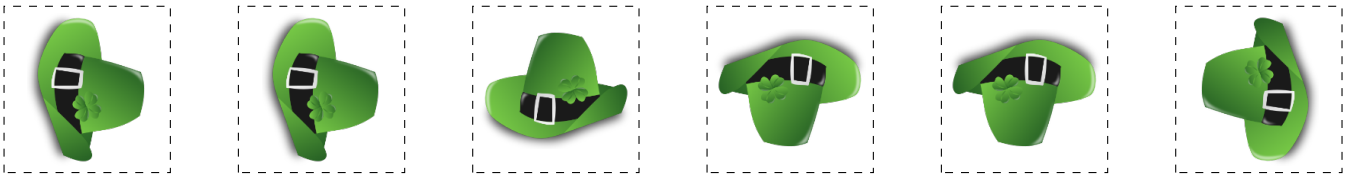

Images from Openclipart.org

Happy St. Patrick's Day from Math-Drills.com!

St. Patricks Day Patterns (C) Answers

Cut and paste a picture that continues each pattern.

1.

2.

3.

4.



5.

6.



Cut-outs

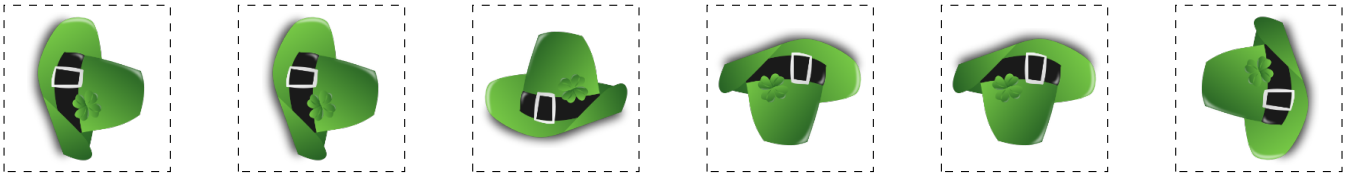

Images from Openclipart.org

Happy St. Patrick's Day from Math-Drills.com!

St. Patricks Day Patterns (D)

Cut and paste a picture that continues each pattern.

1.

2.

3. 

4.

5. 

6.

Cut-outs



Images from Openclipart.org

Happy St. Patrick's Day from Math-Drills.com!

St. Patricks Day Patterns (D) Answers

Cut and paste a picture that continues each pattern.

1.

2.

3.



4.

5.



6.

Cut-outs



Images from Openclipart.org

Happy St. Patrick's Day from Math-Drills.com!

St. Patricks Day Patterns (E)

Cut and paste a picture that continues each pattern.

1.

2.

3.

4.

5.

6.

Cut-outs



Images from Openclipart.org

Happy St. Patrick's Day from Math-Drills.com!

St. Patricks Day Patterns (E) Answers

Cut and paste a picture that continues each pattern.

1.

2.

3.

4.

5.

6.

Cut-outs



Images from Openclipart.org

Happy St. Patrick's Day from Math-Drills.com!

St. Patricks Day Patterns (F)

Cut and paste a picture that continues each pattern.

1.

2.

3.

4. 

5.

6.

Cut-outs

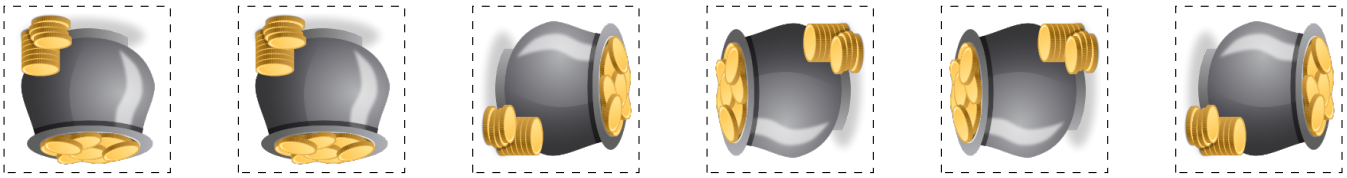

Images from Openclipart.org

Happy St. Patrick's Day from Math-Drills.com!

St. Patricks Day Patterns (F) Answers

Cut and paste a picture that continues each pattern.

1. 

2. 

3. 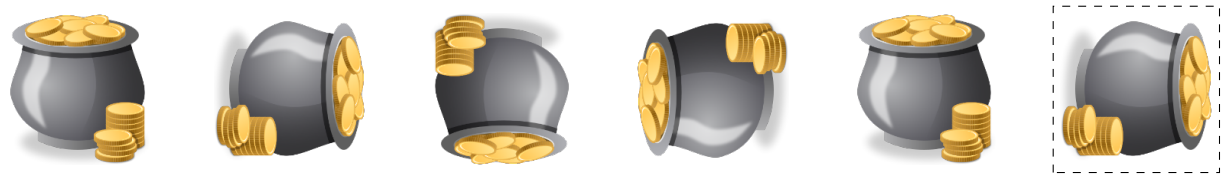

4. 

5. 

6.

Cut-outs

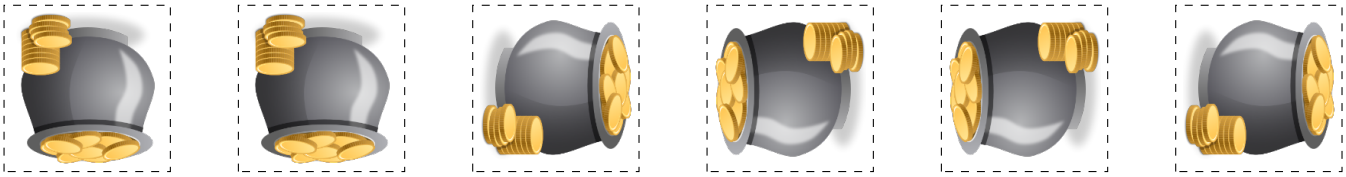

Images from Openclipart.org

Happy St. Patrick's Day from Math-Drills.com!

St. Patricks Day Patterns (G)

Cut and paste a picture that continues each pattern.

1. 

2. 

3. 

4.

5.

6. 

Cut-outs



Images from Openclipart.org

Happy St. Patrick's Day from Math-Drills.com!

St. Patricks Day Patterns (G) Answers

Cut and paste a picture that continues each pattern.

1.



2.



3.



4.

5.

6.



Cut-outs



Images from Openclipart.org

Happy St. Patrick's Day from Math-Drills.com!

St. Patricks Day Patterns (H)

Cut and paste a picture that continues each pattern.

1.

2.

3. 

4.

5.

6. 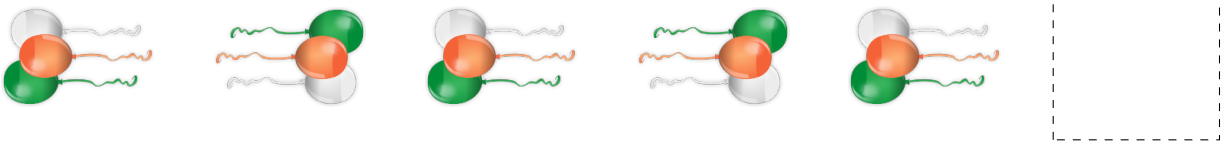

Cut-outs

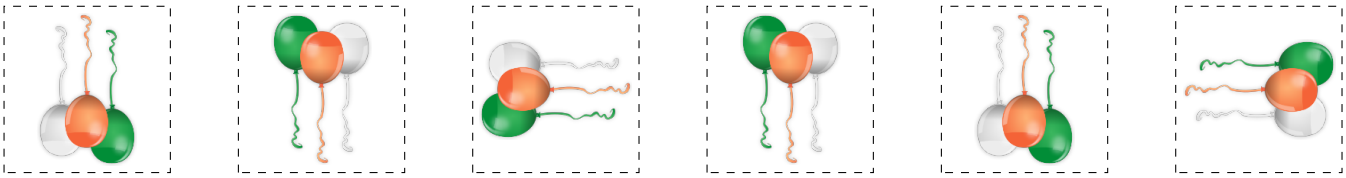

Images from Openclipart.org

Happy St. Patrick's Day from Math-Drills.com!

St. Patricks Day Patterns (H) Answers

Cut and paste a picture that continues each pattern.

1.

2.

3.



4.

5.

6.

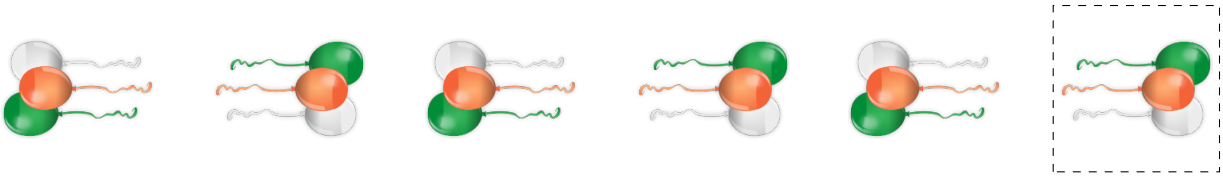

Cut-outs

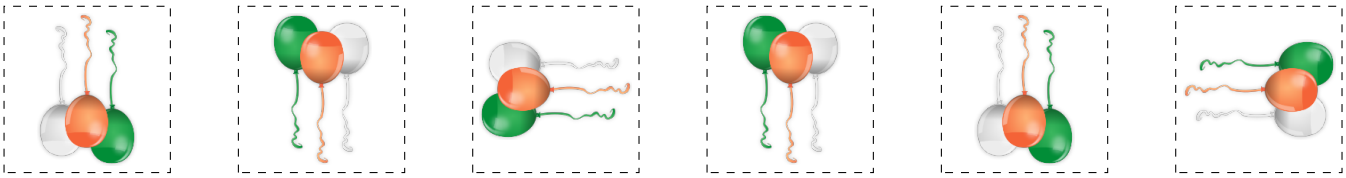

Images from Openclipart.org

Happy St. Patrick's Day from Math-Drills.com!

St. Patricks Day Patterns (I)

Cut and paste a picture that continues each pattern.

1.

2.

3.

4.

5.

6.

Cut-outs



Images from Openclipart.org

Happy St. Patrick's Day from Math-Drills.com!

St. Patricks Day Patterns (I) Answers

Cut and paste a picture that continues each pattern.

1.

2.

3.

4.

5.

6.

Cut-outs



Images from Openclipart.org

Happy St. Patrick's Day from Math-Drills.com!

St. Patricks Day Patterns (J)

Cut and paste a picture that continues each pattern.

1. 

2.

3. 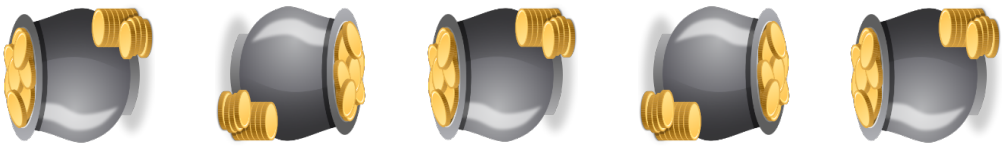

4.

5. 

6.

Cut-outs

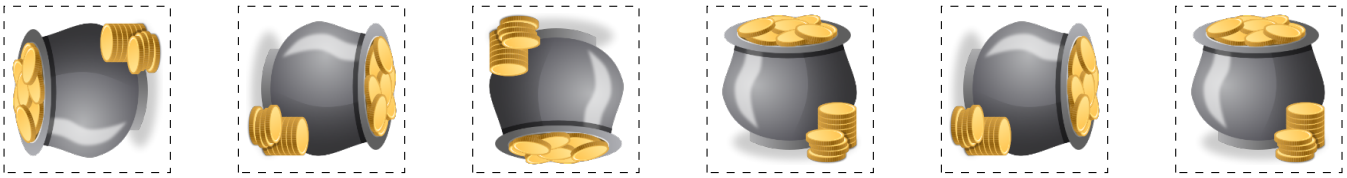

Images from Openclipart.org

Happy St. Patrick's Day from Math-Drills.com!

St. Patricks Day Patterns (J) Answers

Cut and paste a picture that continues each pattern.

1. 

2. 

3. 

4. 

5.

6. 

Cut-outs

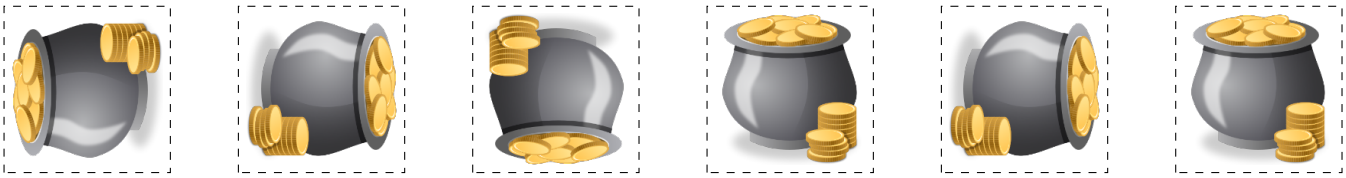

Images from Openclipart.org

Happy St. Patrick's Day from Math-Drills.com!