



St. Patrick's Day Patterns (H)

Cut and paste a picture that continues each pattern.


1.





2.



3.





4.




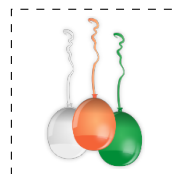
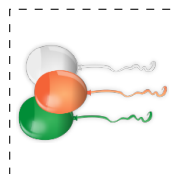
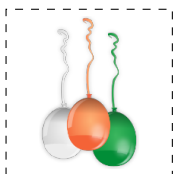
5.



6.



Cut-outs



Images from Openclipart.org

Happy St. Patrick's Day from Math-Drills.com!