


St. Patrick's Day Patterns (F)

Cut and paste a picture that continues each pattern.


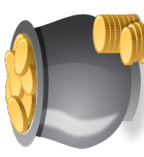
1.






2.




3.





4.



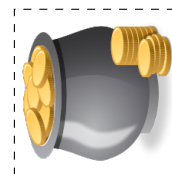
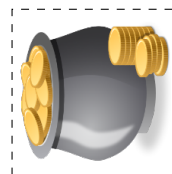
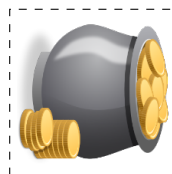

5.



6.



Cut-outs



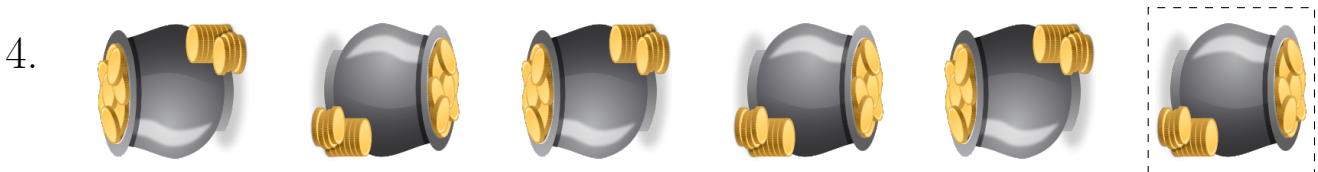



Images from Openclipart.org

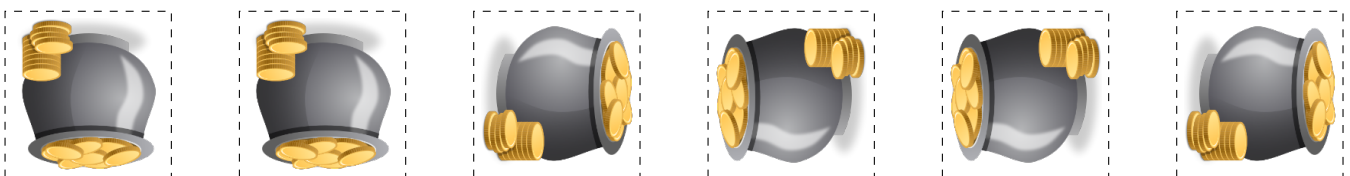
Happy St. Patrick's Day from Math-Drills.com!

St. Patrick's Day Patterns (F) Answers

Cut and paste a picture that continues each pattern.



Cut-outs



Images from Openclipart.org

Happy St. Patrick's Day from Math-Drills.com!