


Summer Picture Patterns (H)

Cut and paste a picture that continues each pattern.

1.



2.



3.



4.



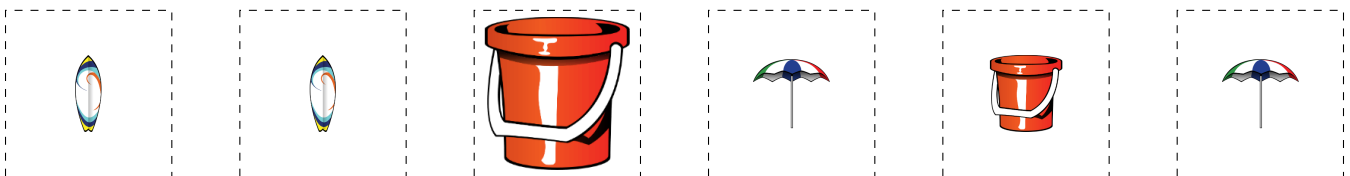
5.



6.



Cut-outs




Images from Openclipart.org

Math-Drills.com

Summer Picture Patterns (H) Answers

Cut and paste a picture that continues each pattern.


1.



2.



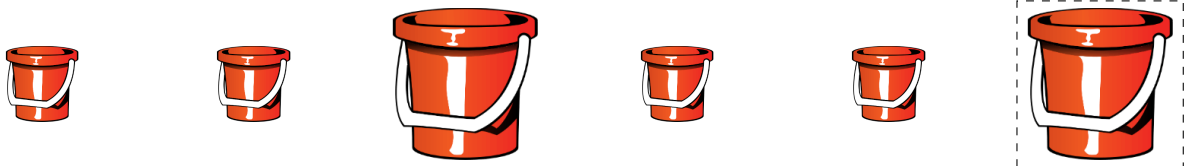
3.



4.



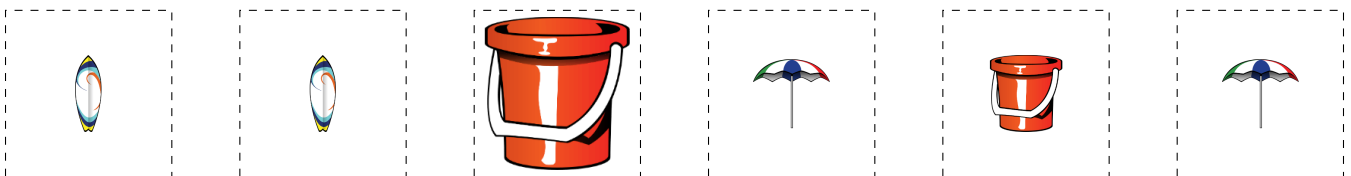
5.



6.



Cut-outs



Images from Openclipart.org

Math-Drills.com