

# Summer Picture Patterns (I)

Cut and paste a picture that continues each pattern.

1.




2.



3.




4.



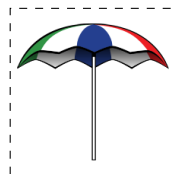

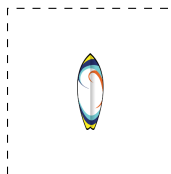


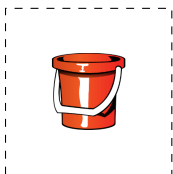
5.



6.



Cut-outs



Images from [Openclipart.org](http://Openclipart.org)

Math-Drills.com


# Summer Picture Patterns (I) Answers

Cut and paste a picture that continues each pattern.

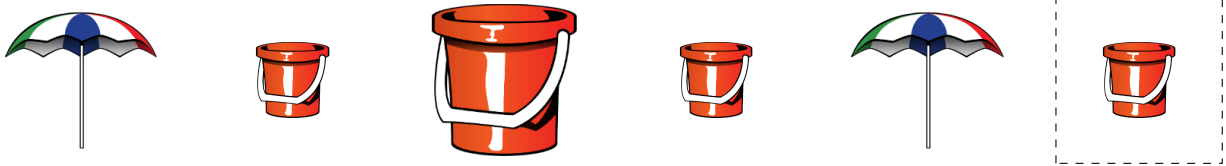
1.



2.



3.




4.



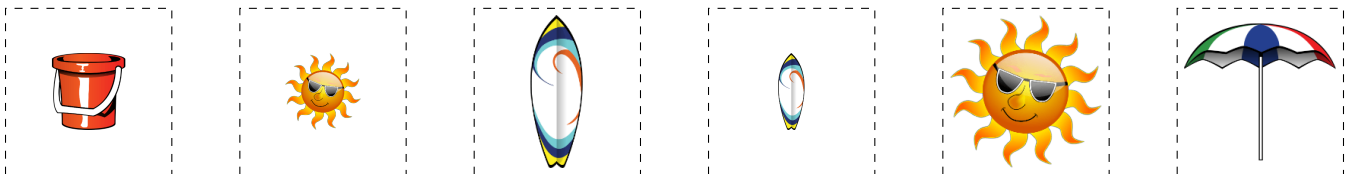
5.



6.



Cut-outs



Images from [Openclipart.org](http://Openclipart.org)

Math-Drills.com