


# Fall Leaves Picture Patterns (G)



Cut and paste a picture that continues each pattern.





1.      

2.      


3.      

4.      

5.      

6.      

## Cut-outs



Images from [Openclipart.org](http://Openclipart.org)


Math-Drills.com



# Fall Leaves Picture Patterns (G) Answers




Cut and paste a picture that continues each pattern.

1.      

2.      


3.      

4.      

5.      

6.      

## Cut-outs



Images from [Openclipart.org](http://Openclipart.org)

Math-Drills.com