

Fruits Picture Patterns (B)

Cut and paste a picture that continues each pattern.

1.





2.



3.





4.







5.



6.






Cut-outs



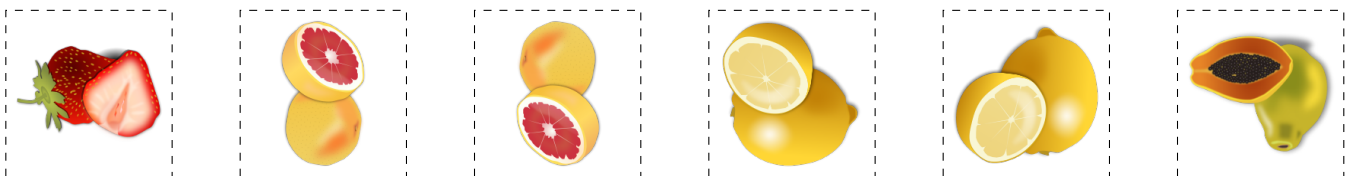
Images from Openclipart.org

Fruits Picture Patterns (B) Answers

Cut and paste a picture that continues each pattern.



Cut-outs



Images from Openclipart.org

Math-Drills.com