


# Back to School Picture Patterns (G)

Cut and paste a picture that continues each pattern.

1.




2.



3.




4.





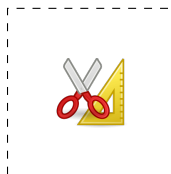


5.



6.



Cut-outs



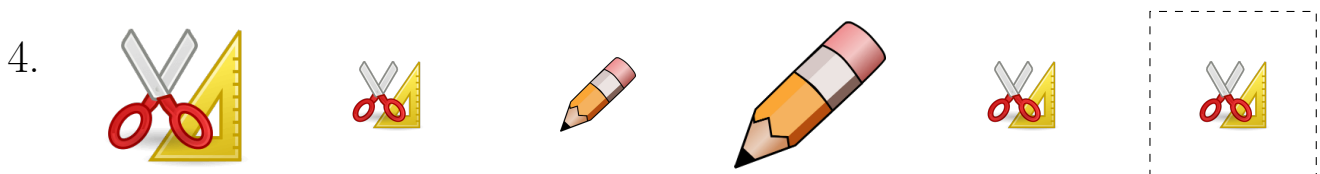



Images from [Openclipart.org](http://Openclipart.org)

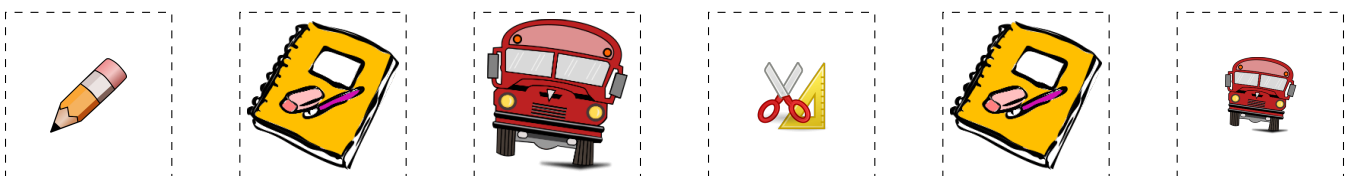
Math-Drills.com

# Back to School Picture Patterns (G) Answers

Cut and paste a picture that continues each pattern.



Cut-outs



Images from [Openclipart.org](http://Openclipart.org)

Math-Drills.com