















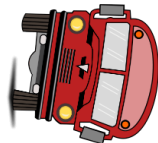









# Back to School Picture Patterns (G)







Cut and paste a picture that continues each pattern.







1.      

2.      


3.      

4.      

5.      


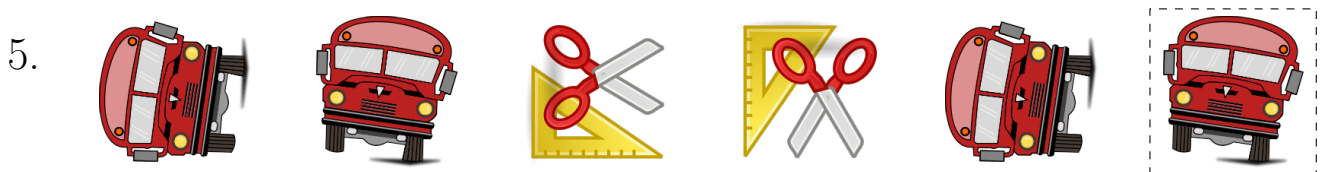


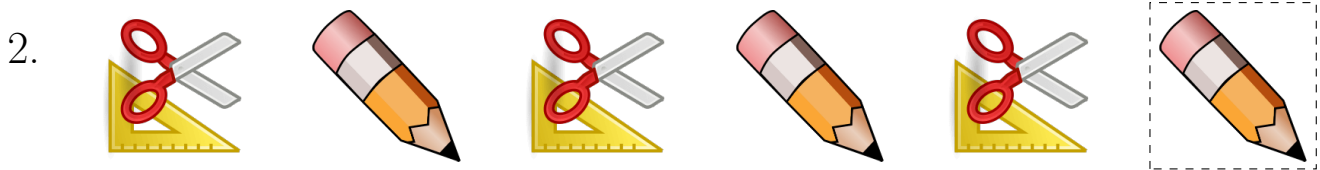
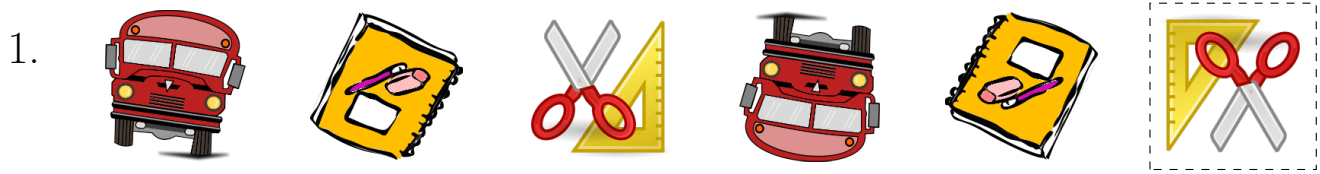
6.      

## Cut-outs




# Back to School Picture Patterns (G) Answers

Cut and paste a picture that continues each pattern.



Cut-outs



Images from [Openclipart.org](http://Openclipart.org)

Math-Drills.com