



Back to School Picture Patterns (F)

Cut and paste a picture that continues each pattern.




1.



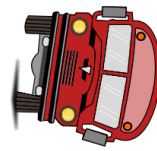
2.





3.




4.







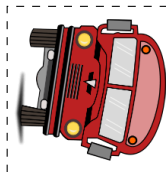

5.



6.






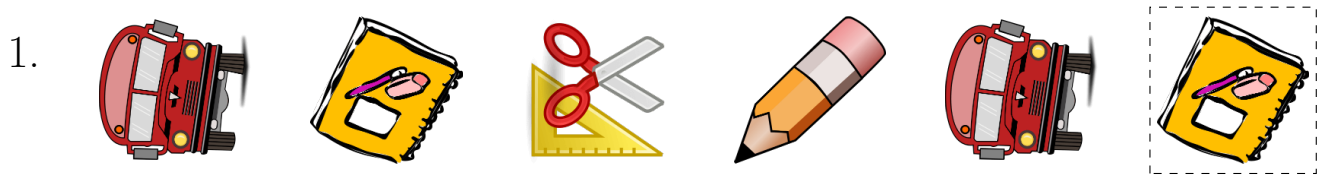


Cut-outs

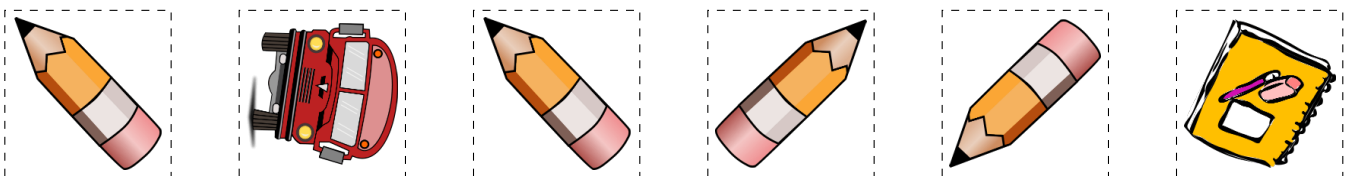


Back to School Picture Patterns (F) Answers

Cut and paste a picture that continues each pattern.



Cut-outs



Images from Openclipart.org

Math-Drills.com