


# Apples and Worms Picture Patterns (H)

Cut and paste a picture that continues each pattern.

1.




2.



3.



4.



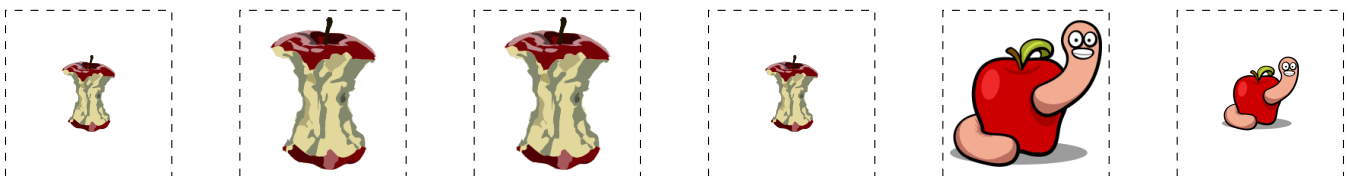
5.



6.



## Cut-outs




Images from [Openclipart.org](http://Openclipart.org)

Math-Drills.com

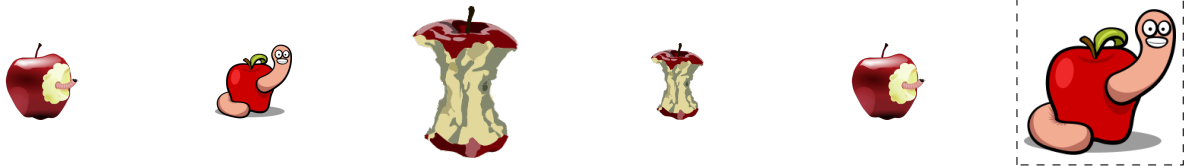
# Apples and Worms Picture Patterns (H) Answers

Cut and paste a picture that continues each pattern.


1.



2.




3.




4.



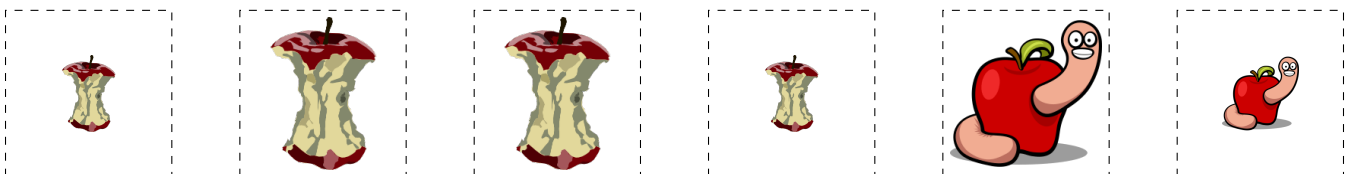
5.



6.



Cut-outs



Images from [Openclipart.org](http://Openclipart.org)

Math-Drills.com