








Apples and Worms Picture Patterns (B)



Cut and paste a picture that continues each pattern.



1.  

2.  

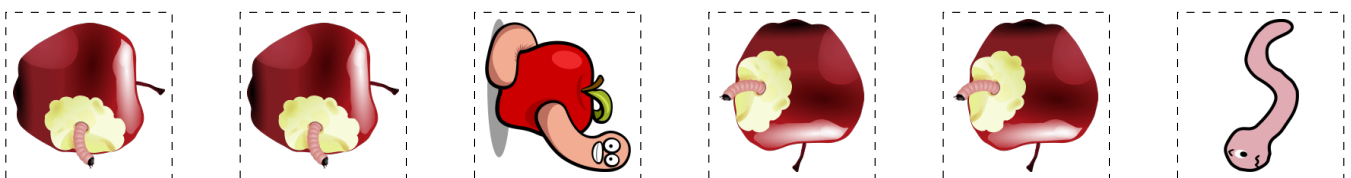
3.  

4.  

5.  

6.  

Cut-outs



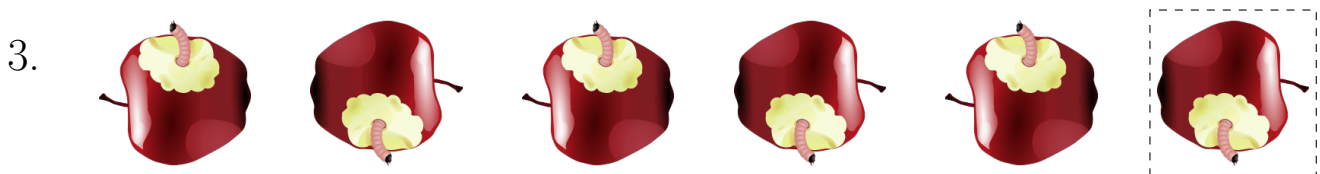




Images from Openclipart.org

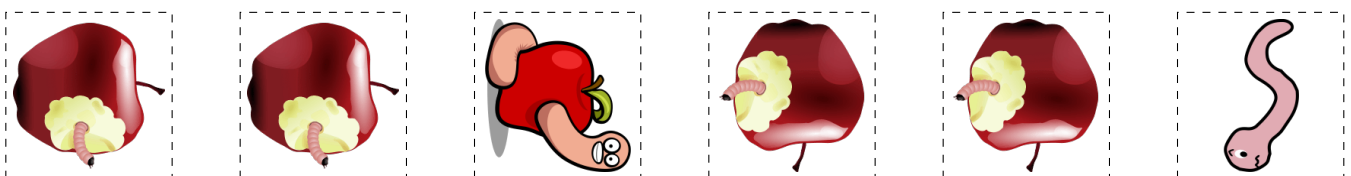
Math-Drills.com

Apples and Worms Picture Patterns (B) Answers

Cut and paste a picture that continues each pattern.



Cut-outs



Images from Openclipart.org

Math-Drills.com