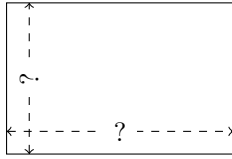


Rectangle Measurements (J)


Calculate the missing measurements for each rectangle.

1.



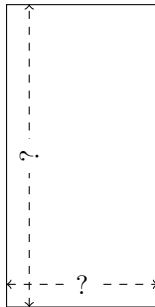
$$P = 230 \text{ yd}$$
$$A = 3174 \text{ yd}^2$$

2.




$$P = 272 \text{ m}$$
$$A = 3468 \text{ m}^2$$

3.




$$P = 276 \text{ yd}$$
$$A = 4232 \text{ yd}^2$$

4.



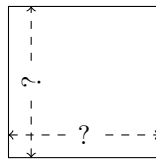
$$P = 270 \text{ m}$$
$$A = 4500 \text{ m}^2$$

5.



$$P = 112 \text{ AU}$$
$$A = 768 \text{ AU}^2$$

6.



$$P = 72 \text{ km}$$
$$A = 324 \text{ km}^2$$