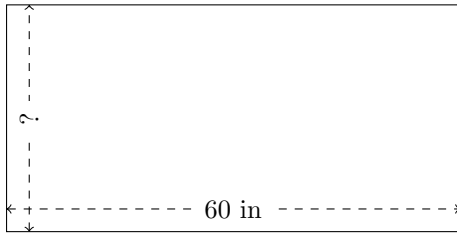


Rectangle Measurements (A)

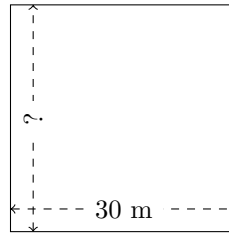
Calculate the missing measurements for each rectangle.

1.




$$P = ?$$
$$A = 1800 \text{ in}^2$$

2.



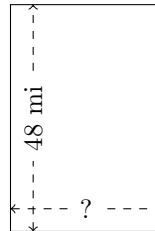
$$P = ?$$
$$A = 900 \text{ m}^2$$

3.



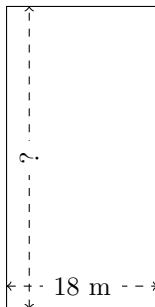
$$P = ?$$
$$A = 4000 \text{ m}^2$$

4.



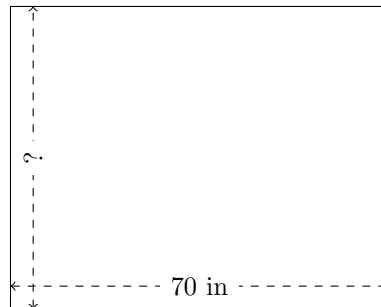
$$P = ?$$
$$A = 1536 \text{ mi}^2$$

5.



$$P = ?$$
$$A = 648 \text{ m}^2$$

6.



$$P = ?$$
$$A = 3920 \text{ in}^2$$