


Rectangle Measurements (A)

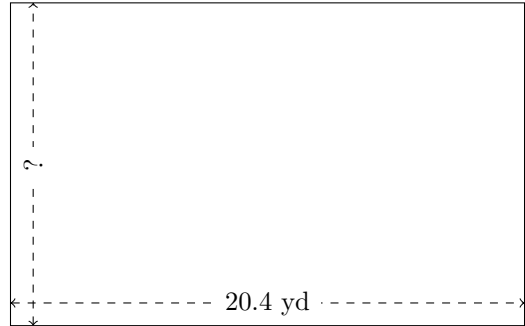
Calculate the missing measurements for each rectangle.

1.



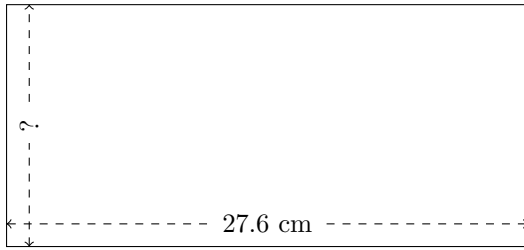
$$P = ?$$
$$A = 201.6 \text{ mm}^2$$

2.



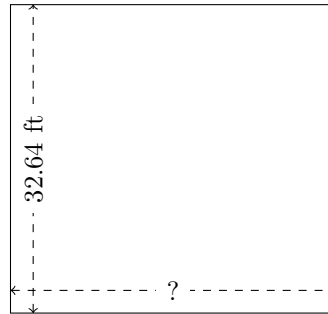
$$P = ?$$
$$A = 261.324 \text{ yd}^2$$

3.



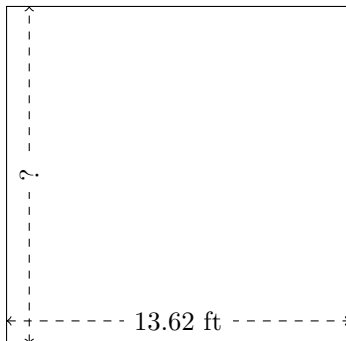
$$P = ?$$
$$A = 353.28 \text{ cm}^2$$

4.




$$P = ?$$
$$A = 1122.816 \text{ ft}^2$$

5.



$$P = ?$$
$$A = 182.2356 \text{ ft}^2$$

6.



$$P = ?$$
$$A = 943.25 \text{ in}^2$$