

HALLOWEEN PATTERNS (D)

Cut and paste a picture that continues each pattern.

1.





2.



3.



4.



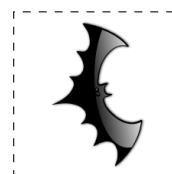
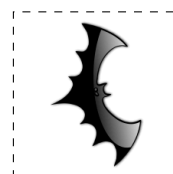
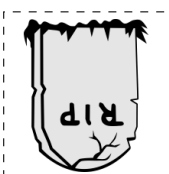
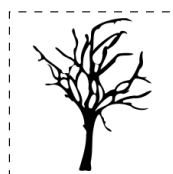

5.



6.



Cut-outs



Images from Openclipart.org

HAPPY HALLOWEEN FROM MATH-DRILLS.COM!


HALLOWEEN PATTERNS (D) ANSWERS

Cut and paste a picture that continues each pattern.

1.






2.



3.




4.




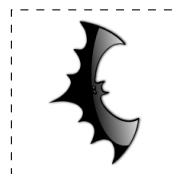
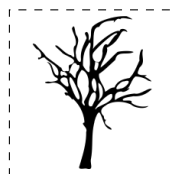

5.



6.



Cut-outs



Images from Openclipart.org

HAPPY HALLOWEEN FROM MATH-DRILLS.COM!