



HALLOWEEN PATTERNS (Q)

Cut and paste a picture that continues each pattern.

1.      

2.      

3.      

4.      

5.      

6.      

Cut-outs



Images from Openclipart.org

HAPPY HALLOWEEN FROM MATH-DRILLS.COM!

HALLOWEEN PATTERNS (Q) ANSWERS

Cut and paste a picture that continues each pattern.

1.



2.



3.



4.





5.



6.



Cut-outs



Images from Openclipart.org

HAPPY HALLOWEEN FROM MATH-DRILLS.COM!