

# HALLOWEEN PATTERNS (C)





Cut and paste a picture that continues each pattern.

1.      

2.      


3.      

4.      

5.      

6.      

Cut-outs



Images from [Openclipart.org](http://Openclipart.org)

HAPPY HALLOWEEN FROM MATH-DRILLS.COM!

# HALLOWEEN PATTERNS (C) ANSWERS

Cut and paste a picture that continues each pattern.

1.



2.



3.




4.




5.



6.



Cut-outs



Images from [Openclipart.org](http://Openclipart.org)

HAPPY HALLOWEEN FROM MATH-DRILLS.COM!