
















HALLOWEEN PATTERNS (A)

Cut and paste a picture that continues each pattern.







1.      

2.      


3.      

4.      

5.      

6.      

Cut-outs



Images from Openclipart.org

HAPPY HALLOWEEN FROM MATH-DRILLS.COM!