

# HALLOWEEN PATTERNS (B)

Cut and paste a picture that continues each pattern.

1.



2.



3.



4.



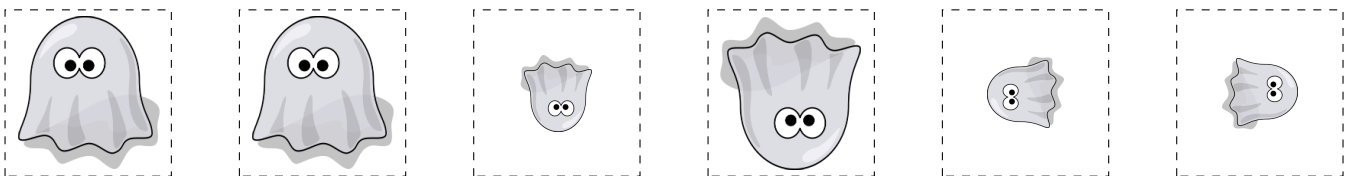
5.



6.



Cut-outs




Images from [Openclipart.org](http://Openclipart.org)

HAPPY HALLOWEEN FROM MATH-DRILLS.COM!

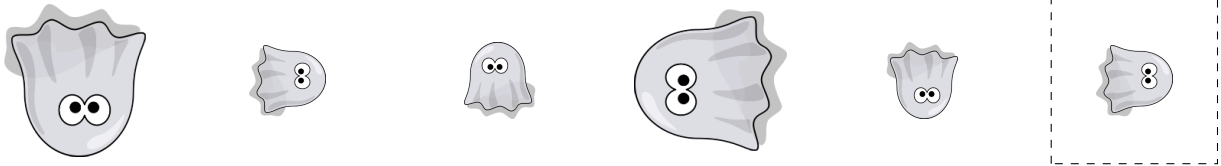
# HALLOWEEN PATTERNS (B) ANSWERS

Cut and paste a picture that continues each pattern.


1.



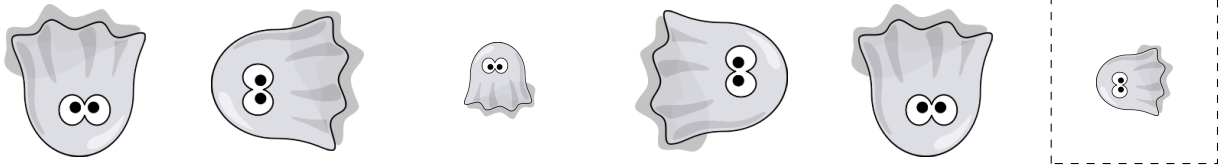
2.




3.



4.



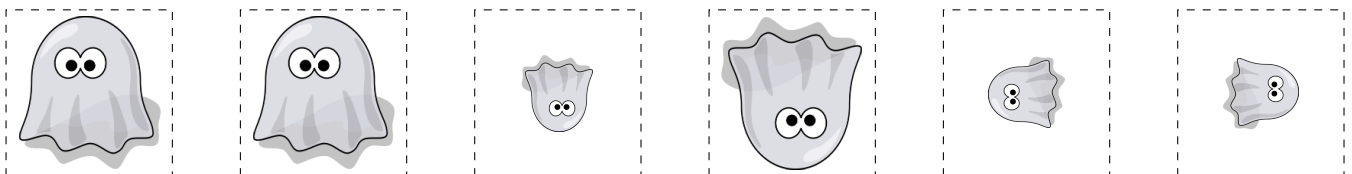
5.



6.



Cut-outs



Images from [Openclipart.org](http://Openclipart.org)

HAPPY HALLOWEEN FROM MATH-DRILLS.COM!