


Through the Dark Forest (E)

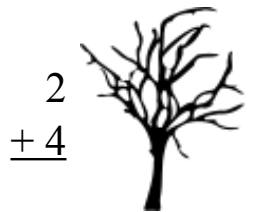
Find each sum to find your way through the forest.



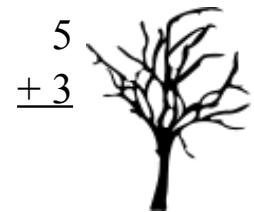
$$\begin{array}{r} 9 \\ +8 \\ \hline \end{array}$$



$$\begin{array}{r} 3 \\ +6 \\ \hline \end{array}$$



$$\begin{array}{r} 2 \\ +4 \\ \hline \end{array}$$



$$\begin{array}{r} 5 \\ +3 \\ \hline \end{array}$$

$$\begin{array}{r} 4 \\ +3 \\ \hline \end{array}$$



$$\begin{array}{r} 6 \\ +9 \\ \hline \end{array}$$



$$\begin{array}{r} 3 \\ +7 \\ \hline \end{array}$$



$$\begin{array}{r} 4 \\ +7 \\ \hline \end{array}$$



$$\begin{array}{r} 7 \\ +5 \\ \hline \end{array}$$



$$\begin{array}{r} 7 \\ +1 \\ \hline \end{array}$$

$$\begin{array}{r} 7 \\ +6 \\ \hline \end{array}$$

$$\begin{array}{r} 7 \\ +2 \\ \hline \end{array}$$



$$\begin{array}{r} 2 \\ +7 \\ \hline \end{array}$$



$$\begin{array}{r} 8 \\ +3 \\ \hline \end{array}$$

$$\begin{array}{r} 5 \\ +6 \\ \hline \end{array}$$



$$\begin{array}{r} 5 \\ +6 \\ \hline \end{array}$$



$$\begin{array}{r} 2 \\ +3 \\ \hline \end{array}$$



$$\begin{array}{r} 5 \\ +3 \\ \hline \end{array}$$

$$\begin{array}{r} 2 \\ +3 \\ \hline \end{array}$$

$$\begin{array}{r} 5 \\ +7 \\ \hline \end{array}$$



$$\begin{array}{r} 2 \\ +7 \\ \hline \end{array}$$



$$\begin{array}{r} 2 \\ +7 \\ \hline \end{array}$$



$$\begin{array}{r} 5 \\ +6 \\ \hline \end{array}$$



$$\begin{array}{r} 5 \\ +1 \\ \hline \end{array}$$



Through the Dark Forest (E) Answers

Find each sum to find your way through the forest.

3
+6
9

2
+4
6

9
+8
17

5
+3
8

4
+3
7

6
+9
15

3
+7
10

4
+7
11

7
+5
12

7
+1
8

2
+7
9

7
+2
9

2
+3
5

8
+6
14

5
+6
11

5
+6
11

4
+3
7

2
+7
9

5
+7
12

2
+7
9

5
+6
11

2
+7
9

5
+1
6