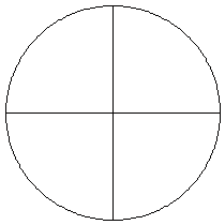


Fraction Models (I)

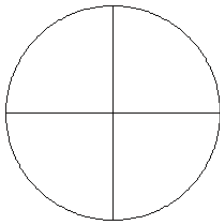
Color sections of each circle to model each fraction.

1.



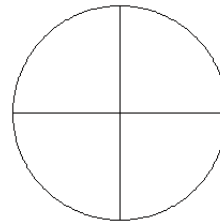
$$\frac{2}{4}$$

2.



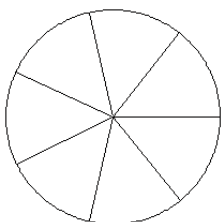
$$\frac{2}{4}$$

3.



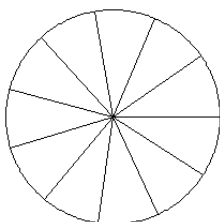
$$\frac{1}{4}$$

4.



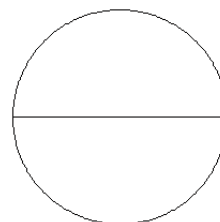
$$\frac{4}{7}$$

5.



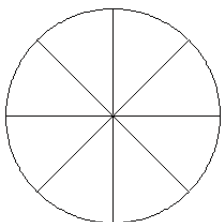
$$\frac{6}{11}$$

6.



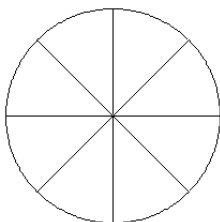
$$\frac{0}{2}$$

7.



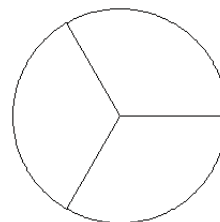
$$\frac{5}{8}$$

8.



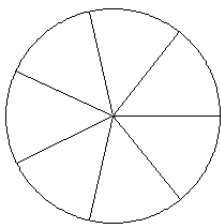
$$\frac{4}{8}$$

9.



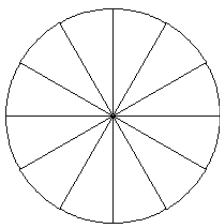
$$\frac{0}{3}$$

10.



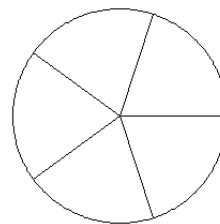
$$\frac{2}{7}$$

11.



$$\frac{7}{12}$$

12.

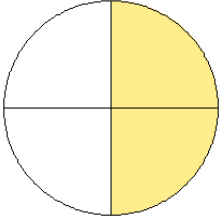


$$\frac{3}{5}$$

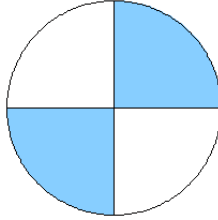
Fraction Models (I) Answers

Color sections of each circle to model each fraction.

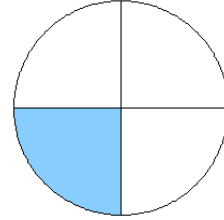
1.



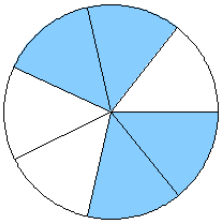
2.



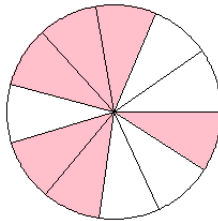
3.



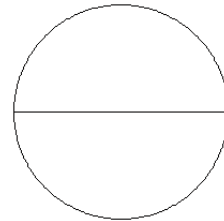
4.



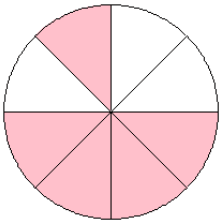
5.



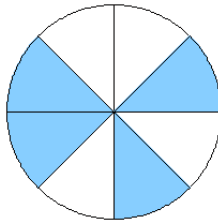
6.



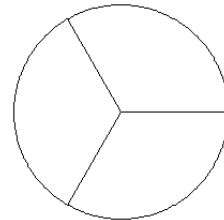
7.



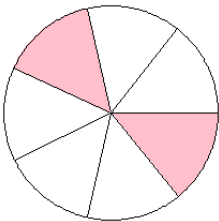
8.



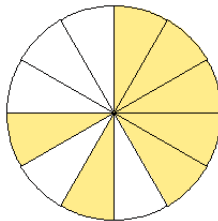
9.



10.



11.



12.

