

# EASTER PICTURE PATTERNS 00

Cut and paste a picture that continues each pattern.

1.




2.



3.




4.



5.



6.



Cut-outs







Floral Image from [Openclipart.org](http://Openclipart.org)


HAPPY EASTER FROM MATH-DRILLS.COM!

# EASTER PICTURE PATTERNS (D) ANSWERS

Cut and paste a picture that continues each pattern.



Cut-outs



Floral Image from [Openclipart.org](http://Openclipart.org)

HAPPY EASTER FROM MATH-DRILLS.COM!