







EASTER PICTURE PATTERNS (A)

Cut and paste a picture that continues each pattern.

1.      

2.      

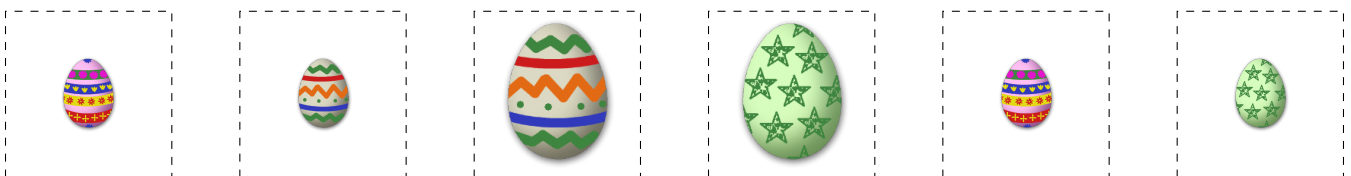
3.      

4.      

5.      

6.      

Cut-outs




Floral Image from Openclipart.org

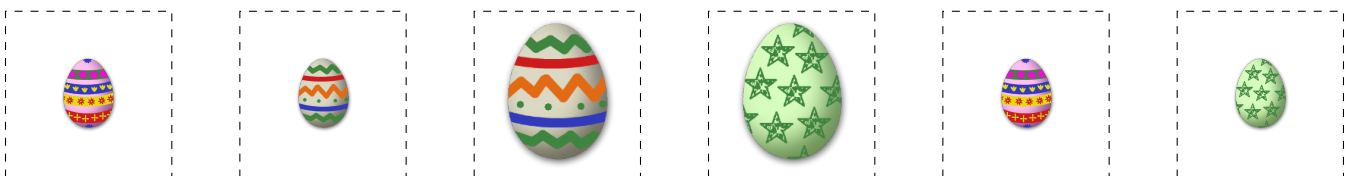
HAPPY EASTER FROM MATH-DRILLS.COM!

EASTER PICTURE PATTERNS (A) ANSWERS

Cut and paste a picture that continues each pattern.



Cut-outs



Floral Image from Openclipart.org

HAPPY EASTER FROM MATH-DRILLS.COM!