


# EASTER PICTURE PATTERNS CH

Cut and paste a picture that continues each pattern.


1.



2.




3.




4.






5.



6.



Cut-outs




Floral Image from [Openclipart.org](http://Openclipart.org)


HAPPY EASTER FROM MATH-DRILLS.COM!

# EASTER PICTURE PATTERNS (HD) ANSWERS

Cut and paste a picture that continues each pattern.



Cut-outs



Floral Image from [Openclipart.org](http://Openclipart.org)

HAPPY EASTER FROM MATH-DRILLS.COM!