

# EASTER PICTURE PATTERNS (A)

Cut and paste a picture that continues each pattern.


1.




2.




3.




4.








5.



6.



Cut-outs



Floral Image from [Openclipart.org](http://Openclipart.org)

HAPPY EASTER FROM MATH-DRILLS.COM!