


# Easter Rabbit Frequencies (A)






Name: \_\_\_\_\_

Date: \_\_\_\_\_

Score: \_\_\_\_\_

Determine the frequency, relative frequency and percentage (one place) of each item.



Item	Frequency	Relative Frequency	Percentage
			
			
			
			
			


# Easter Rabbit Frequencies (A) Answers

Name: \_\_\_\_\_

Date: \_\_\_\_\_

Score: \_\_\_\_\_

Determine the frequency, relative frequency and percentage (one place) of each item.



Item	Frequency	Relative Frequency	Percentage
	63	$\frac{63}{180} = \frac{7}{20}$	35%
	35	$\frac{35}{180} = \frac{7}{36}$	19.4%
	27	$\frac{27}{180} = \frac{3}{20}$	15%
	25	$\frac{25}{180} = \frac{5}{36}$	13.9%
	30	$\frac{30}{180} = \frac{1}{6}$	16.7%

# Easter Rabbit Frequencies (B)






Name: \_\_\_\_\_

Date: \_\_\_\_\_

Score: \_\_\_\_\_

Determine the frequency, relative frequency and percentage (one place) of each item.



Item	Frequency	Relative Frequency	Percentage
			
			
			
			
			

# Easter Rabbit Frequencies (B) Answers

Name: \_\_\_\_\_

Date: \_\_\_\_\_

Score: \_\_\_\_\_

Determine the frequency, relative frequency and percentage (one place) of each item.



Item	Frequency	Relative Frequency	Percentage
	43	$\frac{43}{180}$	23.9%
	35	$\frac{35}{180} = \frac{7}{36}$	19.4%
	47	$\frac{47}{180}$	26.1%
	24	$\frac{24}{180} = \frac{2}{15}$	13.3%
	31	$\frac{31}{180}$	17.2%

# Easter Rabbit Frequencies (C)






Name: \_\_\_\_\_

Date: \_\_\_\_\_

Score: \_\_\_\_\_

Determine the frequency, relative frequency and percentage (one place) of each item.



Item	Frequency	Relative Frequency	Percentage
			
			
			
			
			

# Easter Rabbit Frequencies (C) Answers

Name: \_\_\_\_\_

Date: \_\_\_\_\_

Score: \_\_\_\_\_

Determine the frequency, relative frequency and percentage (one place) of each item.



Item	Frequency	Relative Frequency	Percentage
	28	$\frac{28}{180} = \frac{7}{45}$	15.6%
	23	$\frac{23}{180}$	12.8%
	9	$\frac{9}{180} = \frac{1}{20}$	5%
	69	$\frac{69}{180} = \frac{23}{60}$	38.3%
	51	$\frac{51}{180} = \frac{17}{60}$	28.3%

# Easter Rabbit Frequencies (D)






Name: \_\_\_\_\_

Date: \_\_\_\_\_

Score: \_\_\_\_\_

Determine the frequency, relative frequency and percentage (one place) of each item.



Item	Frequency	Relative Frequency	Percentage
			
			
			
			
			

# Easter Rabbit Frequencies (D) Answers

Name: \_\_\_\_\_

Date: \_\_\_\_\_

Score: \_\_\_\_\_

Determine the frequency, relative frequency and percentage (one place) of each item.



Item	Frequency	Relative Frequency	Percentage
	40	$\frac{40}{180} = \frac{2}{9}$	22.2%
	39	$\frac{39}{180} = \frac{13}{60}$	21.7%
	31	$\frac{31}{180}$	17.2%
	28	$\frac{28}{180} = \frac{7}{45}$	15.6%
	42	$\frac{42}{180} = \frac{7}{30}$	23.3%



# Easter Rabbit Frequencies (E)






Name: \_\_\_\_\_

Date: \_\_\_\_\_

Score: \_\_\_\_\_

Determine the frequency, relative frequency and percentage (one place) of each item.



Item	Frequency	Relative Frequency	Percentage
			
			
			
			
			

# Easter Rabbit Frequencies (E) Answers

Name: \_\_\_\_\_

Date: \_\_\_\_\_

Score: \_\_\_\_\_

Determine the frequency, relative frequency and percentage (one place) of each item.



Item	Frequency	Relative Frequency	Percentage
	50	$\frac{50}{180} = \frac{5}{18}$	27.8%
	32	$\frac{32}{180} = \frac{8}{45}$	17.8%
	46	$\frac{46}{180} = \frac{23}{90}$	25.6%
	35	$\frac{35}{180} = \frac{7}{36}$	19.4%
	17	$\frac{17}{180}$	9.4%

# Easter Rabbit Frequencies (F)






Name: \_\_\_\_\_

Date: \_\_\_\_\_

Score: \_\_\_\_\_

Determine the frequency, relative frequency and percentage (one place) of each item.



Item	Frequency	Relative Frequency	Percentage
			
			
			
			
			

# Easter Rabbit Frequencies (F) Answers

Name: \_\_\_\_\_

Date: \_\_\_\_\_

Score: \_\_\_\_\_

Determine the frequency, relative frequency and percentage (one place) of each item.



Item	Frequency	Relative Frequency	Percentage
	27	$\frac{27}{180} = \frac{3}{20}$	15%
	39	$\frac{39}{180} = \frac{13}{60}$	21.7%
	28	$\frac{28}{180} = \frac{7}{45}$	15.6%
	37	$\frac{37}{180}$	20.6%
	49	$\frac{49}{180}$	27.2%

# Easter Rabbit Frequencies (G)

Name: \_\_\_\_\_

Date: \_\_\_\_\_

Score: \_\_\_\_\_

Determine the frequency, relative frequency and percentage (one place) of each item.



Item	Frequency	Relative Frequency	Percentage

# Easter Rabbit Frequencies (G) Answers

Name: \_\_\_\_\_

Date: \_\_\_\_\_

Score: \_\_\_\_\_

Determine the frequency, relative frequency and percentage (one place) of each item.



Item	Frequency	Relative Frequency	Percentage
	39	$\frac{39}{180} = \frac{13}{60}$	21.7%
	42	$\frac{42}{180} = \frac{7}{30}$	23.3%
	46	$\frac{46}{180} = \frac{23}{90}$	25.6%
	44	$\frac{44}{180} = \frac{11}{45}$	24.4%
	9	$\frac{9}{180} = \frac{1}{20}$	5%

# Easter Rabbit Frequencies (H)

Name: \_\_\_\_\_

Date: \_\_\_\_\_

Score: \_\_\_\_\_

Determine the frequency, relative frequency and percentage (one place) of each item.



Item	Frequency	Relative Frequency	Percentage

# Easter Rabbit Frequencies (H) Answers






Name: \_\_\_\_\_

Date: \_\_\_\_\_

Score: \_\_\_\_\_

Determine the frequency, relative frequency and percentage (one place) of each item.



Item	Frequency	Relative Frequency	Percentage
	46	$\frac{46}{180} = \frac{23}{90}$	25.6%
	37	$\frac{37}{180}$	20.6%
	24	$\frac{24}{180} = \frac{2}{15}$	13.3%
	38	$\frac{38}{180} = \frac{19}{90}$	21.1%
	35	$\frac{35}{180} = \frac{7}{36}$	19.4%



# Easter Rabbit Frequencies (I)






Name: \_\_\_\_\_

Date: \_\_\_\_\_

Score: \_\_\_\_\_

Determine the frequency, relative frequency and percentage (one place) of each item.



Item	Frequency	Relative Frequency	Percentage
			
			
			
			
			

# Easter Rabbit Frequencies (I) Answers

Name: \_\_\_\_\_

Date: \_\_\_\_\_

Score: \_\_\_\_\_

Determine the frequency, relative frequency and percentage (one place) of each item.



Item	Frequency	Relative Frequency	Percentage
	49	$\frac{49}{180}$	27.2%
	27	$\frac{27}{180} = \frac{3}{20}$	15%
	31	$\frac{31}{180}$	17.2%
	54	$\frac{54}{180} = \frac{3}{10}$	30%
	19	$\frac{19}{180}$	10.6%

# Easter Rabbit Frequencies (J)

Name: \_\_\_\_\_

Date: \_\_\_\_\_

Score: \_\_\_\_\_

Determine the frequency, relative frequency and percentage (one place) of each item.



Item	Frequency	Relative Frequency	Percentage


# Easter Rabbit Frequencies (J) Answers

Name: \_\_\_\_\_

Date: \_\_\_\_\_

Score: \_\_\_\_\_

Determine the frequency, relative frequency and percentage (one place) of each item.



Item	Frequency	Relative Frequency	Percentage
	40	$\frac{40}{180} = \frac{2}{9}$	22.2%
	39	$\frac{39}{180} = \frac{13}{60}$	21.7%
	37	$\frac{37}{180}$	20.6%
	11	$\frac{11}{180}$	6.1%
	53	$\frac{53}{180}$	29.4%