

Christmas Math Patterns (A)

Name: _____


Date: _____

Cut and paste a picture that continues each pattern.


1.



2.




3.




4.



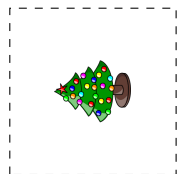
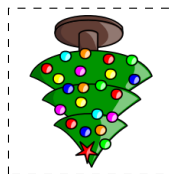
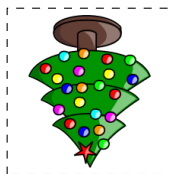
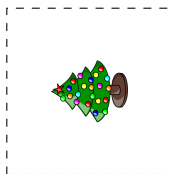

5.



6.



Cut-outs



Images from Openclipart.org

Merry Christmas from Math-Drills.com!

Christmas Math Patterns (B)

Name: _____

Date: _____

Cut and paste a picture that continues each pattern.


1.



2.




3.




4.



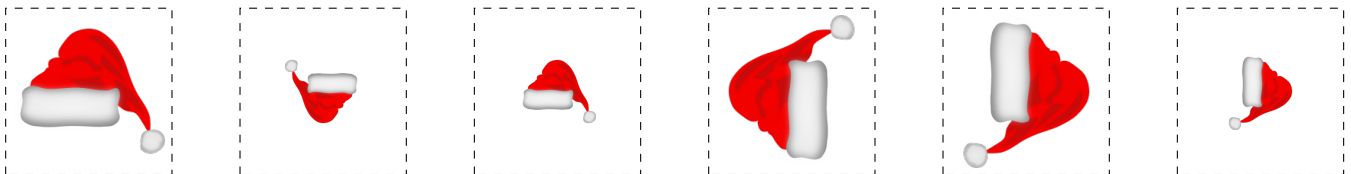
5.



6.



Cut-outs



Images from Openclipart.org



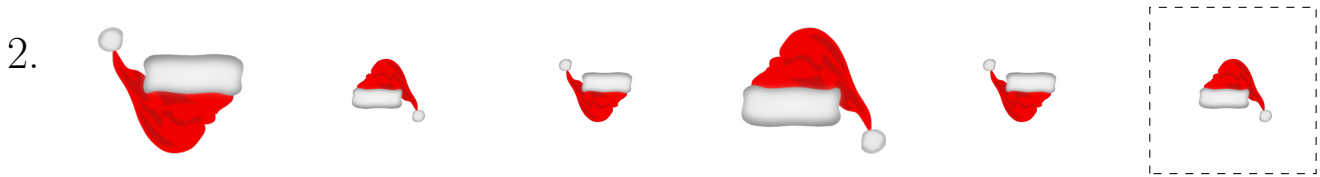

Merry Christmas from Math-Drills.com!

Christmas Math Patterns (B) Answers

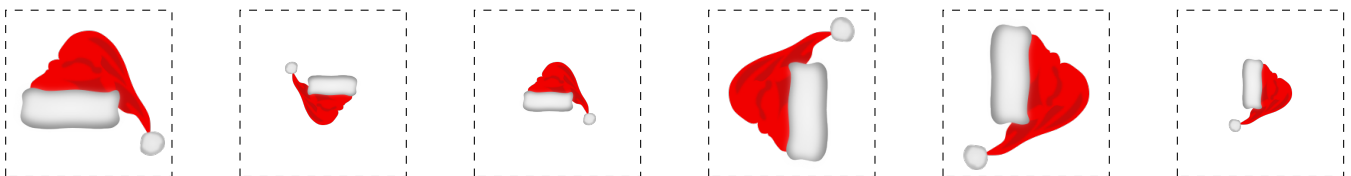
Name: _____

Date: _____

Cut and paste a picture that continues each pattern.



Cut-outs



Images from Openclipart.org

Merry Christmas from Math-Drills.com!

Christmas Math Patterns (C)

Name: _____


Date: _____

Cut and paste a picture that continues each pattern.


1.



2.




3.




4.



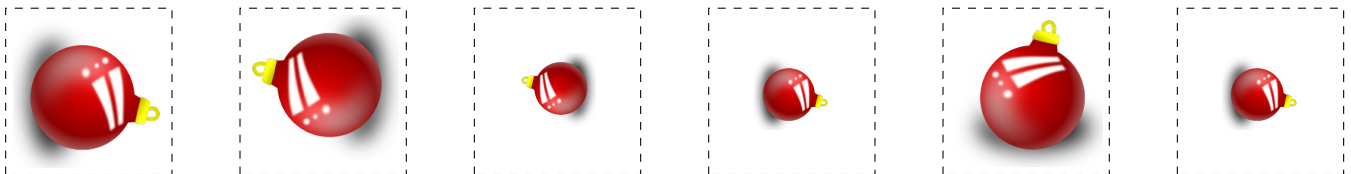
5.



6.



Cut-outs



Images from Openclipart.org

Merry Christmas from Math-Drills.com!

Christmas Math Patterns (C) Answers

Name: _____

Date: _____

Cut and paste a picture that continues each pattern.


1.




2.



3.




4.



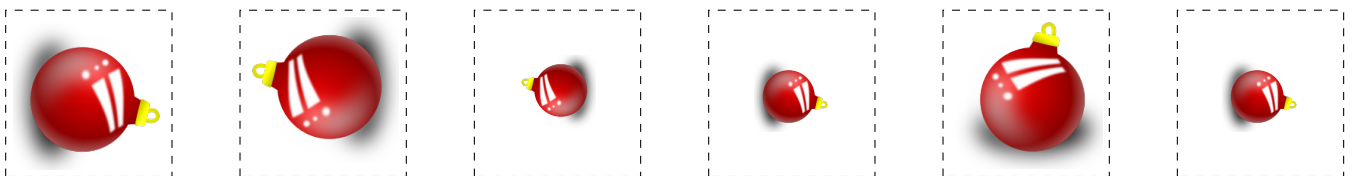
5.



6.



Cut-outs



Images from Openclipart.org

Merry Christmas from Math-Drills.com!

Christmas Math Patterns (D)

Name: _____


Date: _____

Cut and paste a picture that continues each pattern.


1.



2.




3.




4.



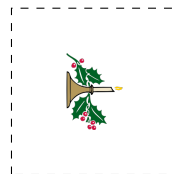
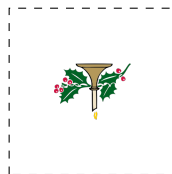
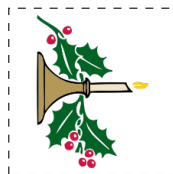

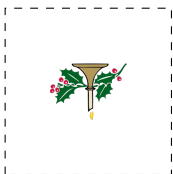
5.



6.



Cut-outs



Images from Openclipart.org

Merry Christmas from Math-Drills.com!

Christmas Math Patterns (D) Answers

Name: _____

Date: _____

Cut and paste a picture that continues each pattern.

1.



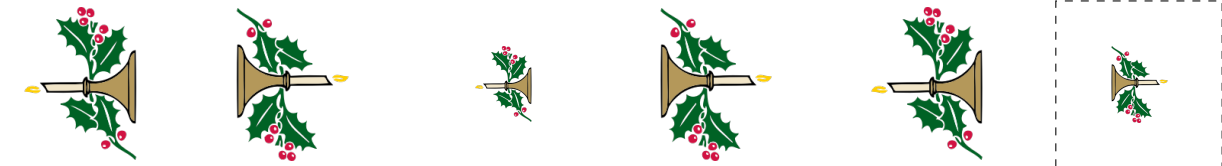
2.



3.



4.



5.



6.



Cut-outs



Images from Openclipart.org

Merry Christmas from Math-Drills.com!

Christmas Math Patterns (E)

Name: _____


Date: _____

Cut and paste a picture that continues each pattern.


1.



2.




3.




4.




5.



6.



Cut-outs



Images from Openclipart.org

Merry Christmas from Math-Drills.com!

Christmas Math Patterns (E) Answers

Name: _____


Date: _____

Cut and paste a picture that continues each pattern.

1.



2.



3.



4.



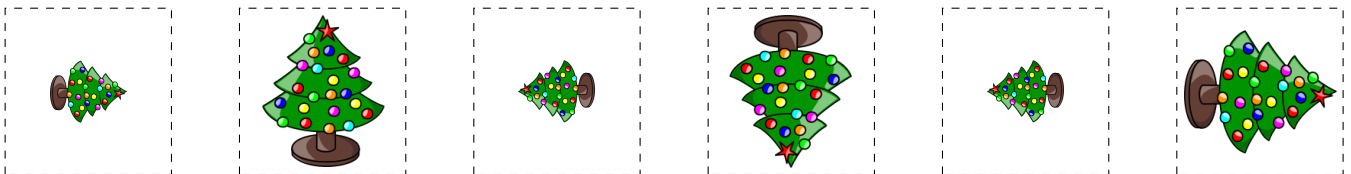
5.



6.



Cut-outs



Images from Openclipart.org

Merry Christmas from Math-Drills.com!

Christmas Math Patterns (F)

Name: _____

Date: _____

Cut and paste a picture that continues each pattern.


1.



2.




3.




4.



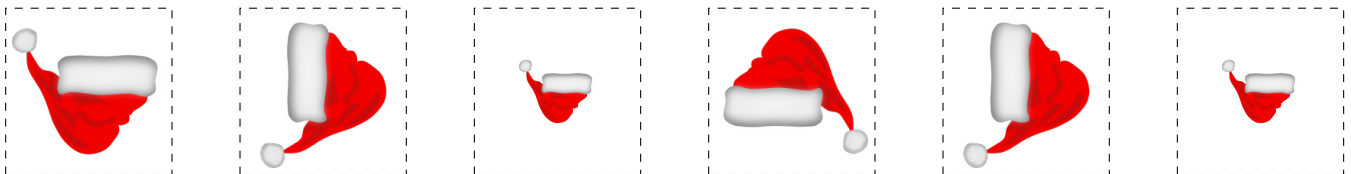
5.



6.



Cut-outs



Images from Openclipart.org

Merry Christmas from Math-Drills.com!


Christmas Math Patterns (J) Answers

Name: _____

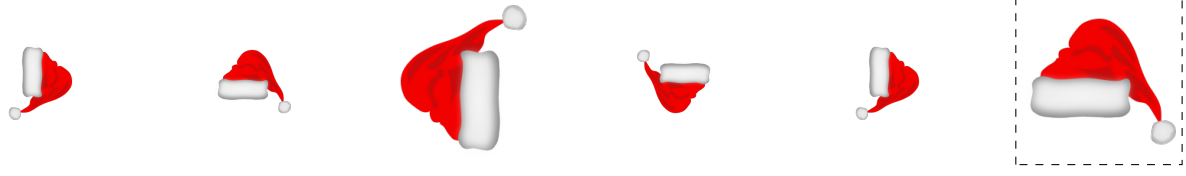
Date: _____

Cut and paste a picture that continues each pattern.

1.



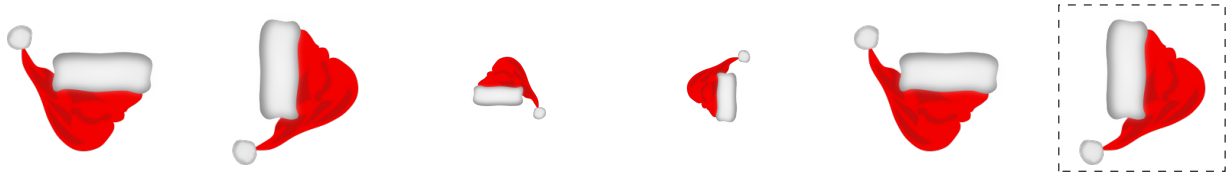
2.



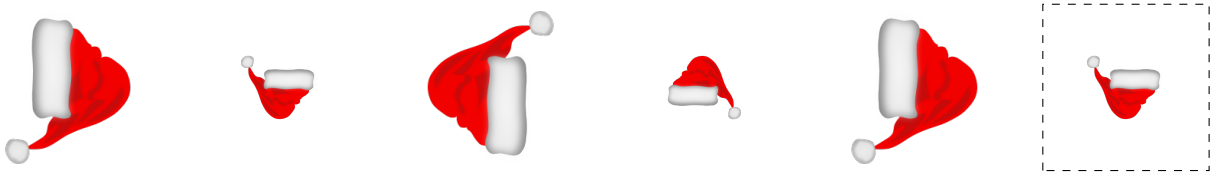
3.




4.



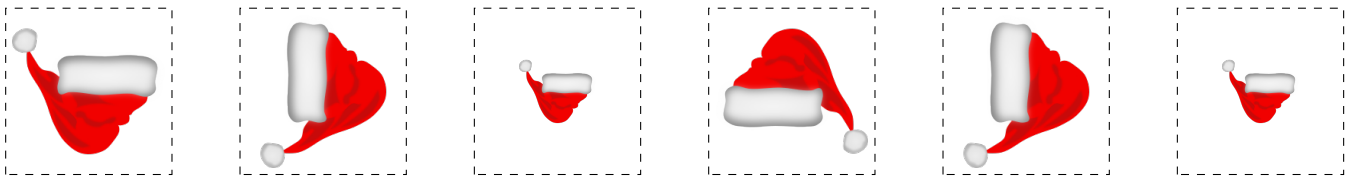
5.



6.



Cut-outs



Images from Openclipart.org


Merry Christmas from Math-Drills.com!

Christmas Math Patterns (G)

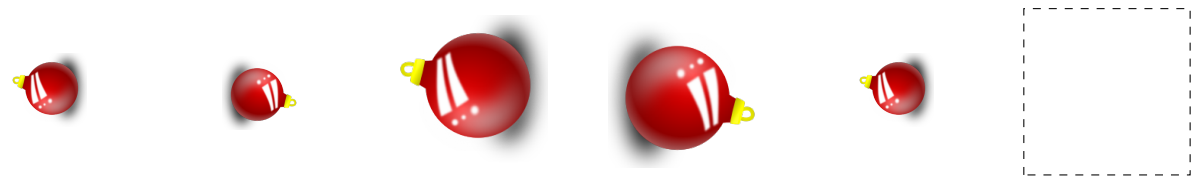
Name: _____


Date: _____


Cut and paste a picture that continues each pattern.

1. 

2. 

3. 

4. 

5. 

6. 

Cut-outs



Images from Openclipart.org

Merry Christmas from Math-Drills.com!

Christmas Math Patterns (G) Answers

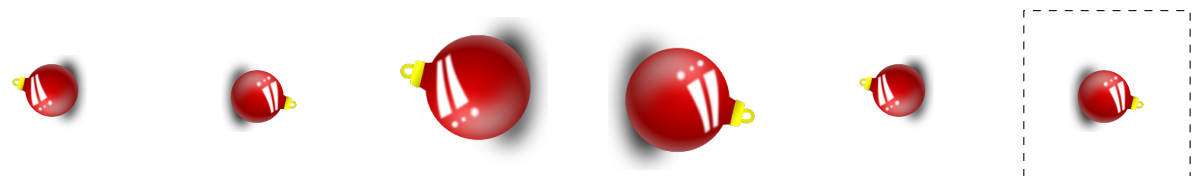
Name: _____


Date: _____

Cut and paste a picture that continues each pattern.

1. 

2. 

3. 

4. 

5. 

6. 

Cut-outs



Images from Openclipart.org

Merry Christmas from Math-Drills.com!

Christmas Math Patterns (H)

Name: _____


Date: _____

Cut and paste a picture that continues each pattern.


1.



2.




3.




4.



5.



6.



Cut-outs



Images from Openclipart.org

Merry Christmas from Math-Drills.com!

Christmas Math Patterns (H) Answers

Name: _____

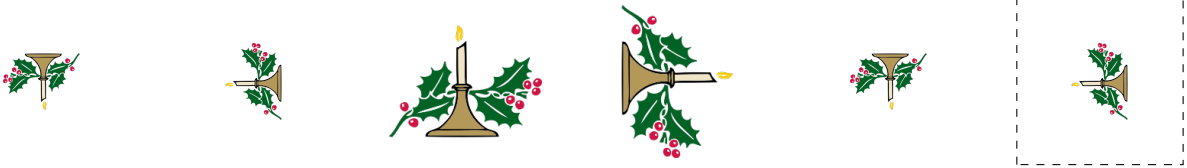
Date: _____

Cut and paste a picture that continues each pattern.

1.



2.



3.



4.



5.



6.



Cut-outs



Images from Openclipart.org

Merry Christmas from Math-Drills.com!



Christmas Math Patterns (I)



Name: _____



Date: _____

Cut and paste a picture that continues each pattern.

1.  

2.  

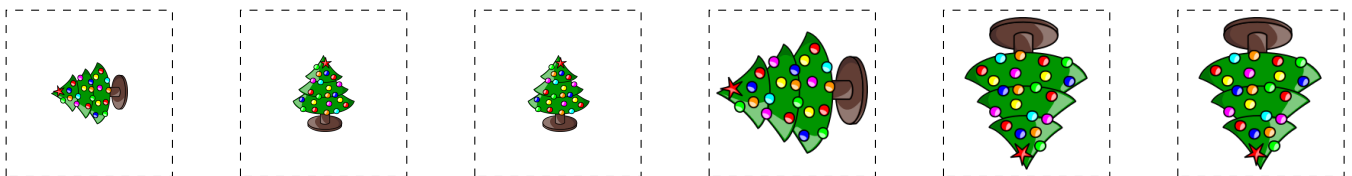
3.  

4.  

5.  

6.  

Cut-outs



Images from Openclipart.org

Merry Christmas from Math-Drills.com!

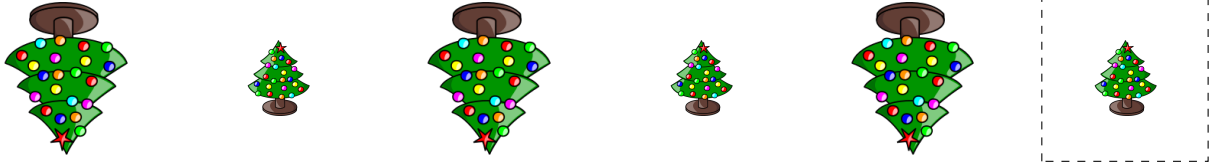
Christmas Math Patterns (I) Answers

Name: _____

Date: _____

Cut and paste a picture that continues each pattern.

1.




2.



3.



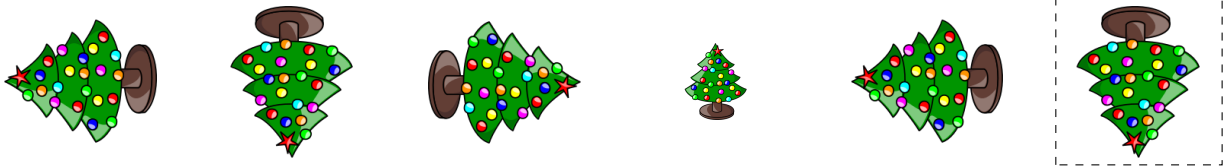
4.



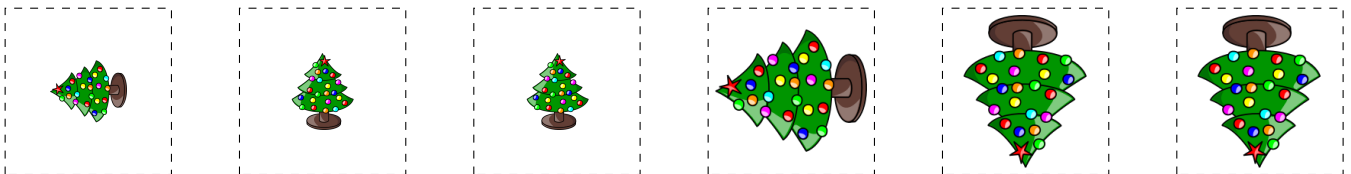
5.



6.



Cut-outs



Images from Openclipart.org

Merry Christmas from Math-Drills.com!

Christmas Math Patterns (I)

Name: _____

Date: _____


Cut and paste a picture that continues each pattern.

1. 

2. 

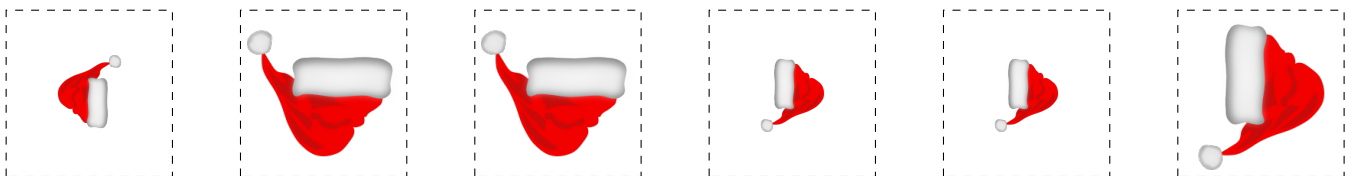
3. 

4. 

5. 

6. 

Cut-outs



Images from Openclipart.org


Merry Christmas from Math-Drills.com!

Christmas Math Patterns (J) Answers

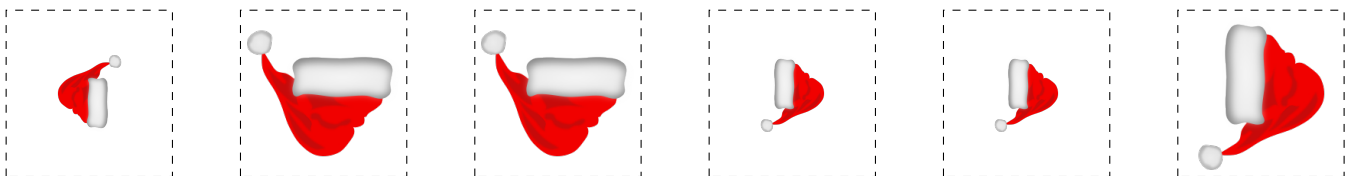
Name: _____

Date: _____

Cut and paste a picture that continues each pattern.



Cut-outs



Images from Openclipart.org

Merry Christmas from Math-Drills.com!