

Christmas Math Patterns (I)

Name: _____


Date: _____

Cut and paste a picture that continues each pattern.


1.




2.



3.




4.




5.



6.



Cut-outs



Images from Openclipart.org

Merry Christmas from Math-Drills.com!

Christmas Math Patterns (J) Answers

Name: _____

Date: _____

Cut and paste a picture that continues each pattern.

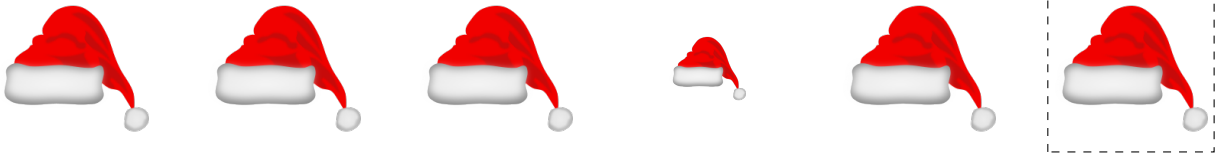
1.



2.



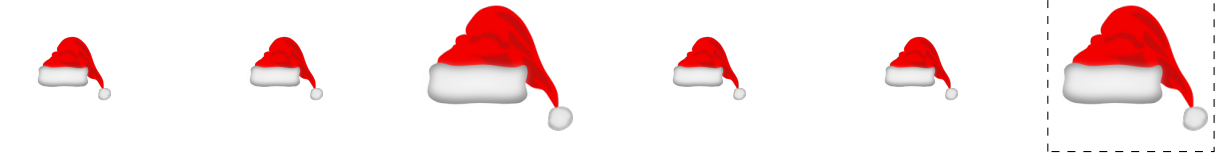
3.



4.



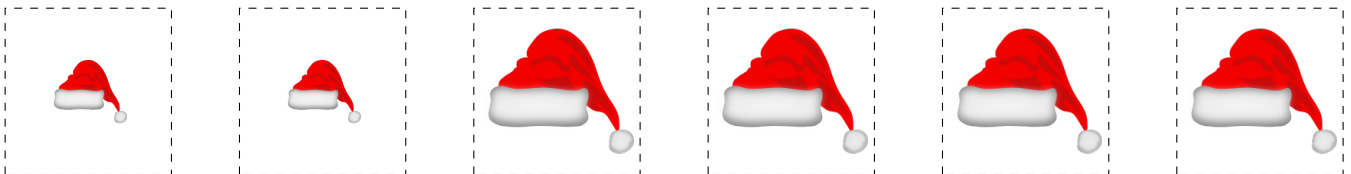
5.



6.



Cut-outs



Images from Openclipart.org

Merry Christmas from Math-Drills.com!