

# Christmas Math Patterns (F)

Name: \_\_\_\_\_


Date: \_\_\_\_\_

Cut and paste a picture that continues each pattern.


1.



2.




3.




4.



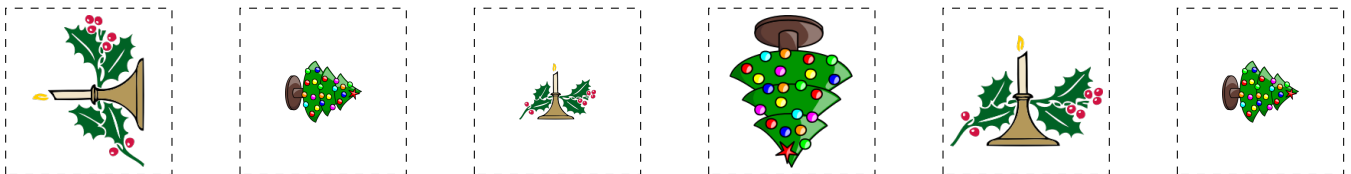
5.



6.



Cut-outs



Images from [Openclipart.org](http://Openclipart.org)

Merry Christmas from [Math-Drills.com](http://Math-Drills.com)!

# Christmas Math Patterns (J) Answers

Name: \_\_\_\_\_


Date: \_\_\_\_\_

Cut and paste a picture that continues each pattern.

1.



2.




3.



4.



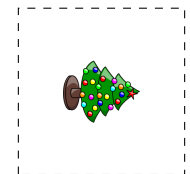
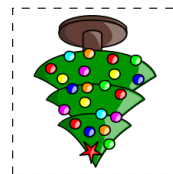

5.



6.



Cut-outs



Images from [Openclipart.org](http://Openclipart.org)

Merry Christmas from [Math-Drills.com](http://Math-Drills.com)!