

Christmas Math Patterns (B)

Name: _____


Date: _____

Cut and paste a picture that continues each pattern.


1.



2.




3.




4.



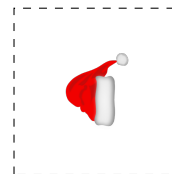
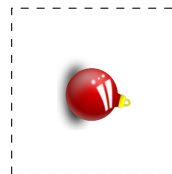
5.



6.



Cut-outs



Images from Openclipart.org

Merry Christmas from Math-Drills.com!