



Christmas Math Patterns (A)



Name: _____

Date: _____

Cut and paste a picture that continues each pattern.



1.  

2.  

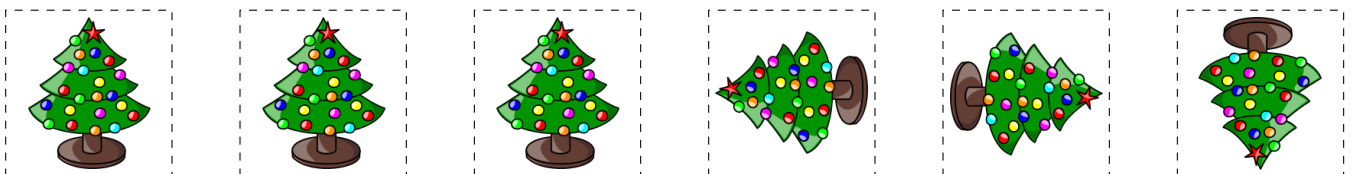
3.  

4.  

5.  

6.  

Cut-outs



Images from Openclipart.org


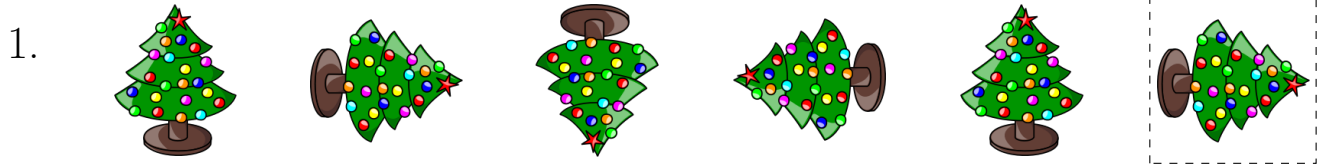
Merry Christmas from Math-Drills.com!

Christmas Math Patterns (A) Answers

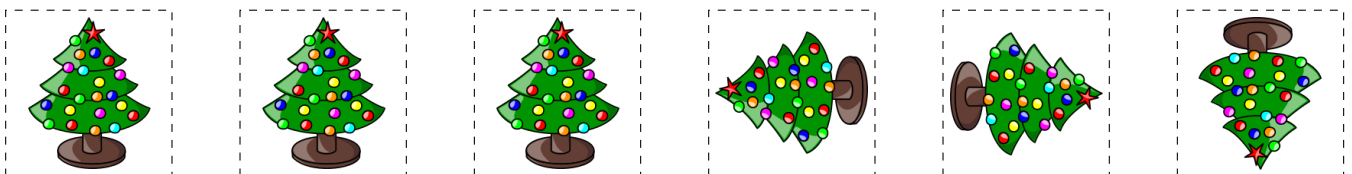
Name: _____

Date: _____

Cut and paste a picture that continues each pattern.



Cut-outs



Images from Openclipart.org







Merry Christmas from Math-Drills.com!

Christmas Math Patterns (B)







Name: _____







Date: _____







Cut and paste a picture that continues each pattern.







1.      

2.      

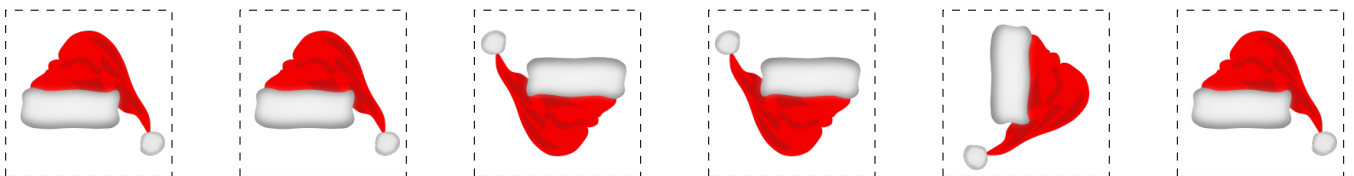
3.      

4.      

5.      

6.      

Cut-outs



Images from Openclipart.org


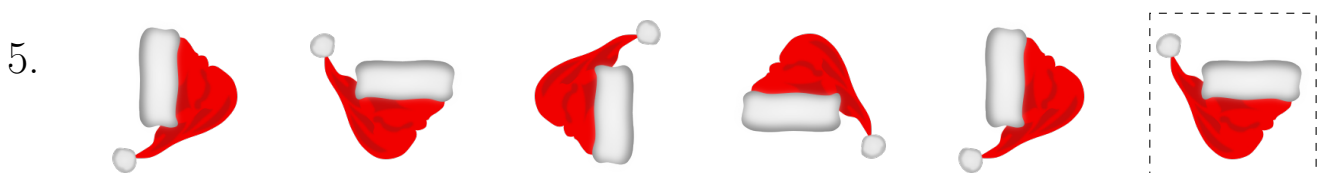
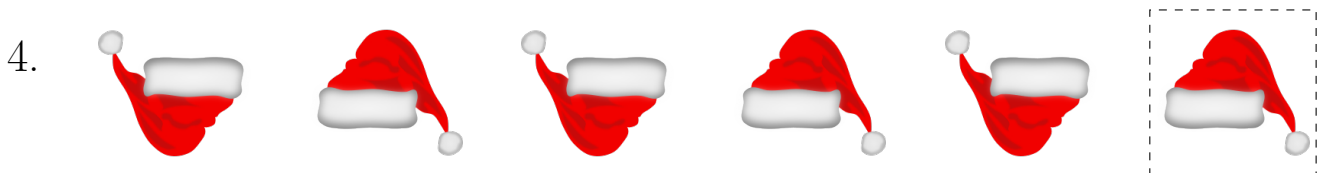

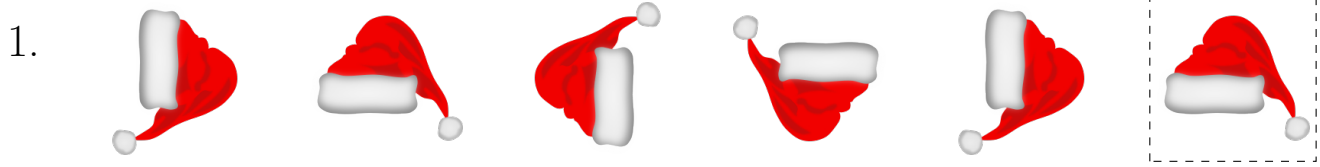
Merry Christmas from Math-Drills.com!

Christmas Math Patterns (B) Answers

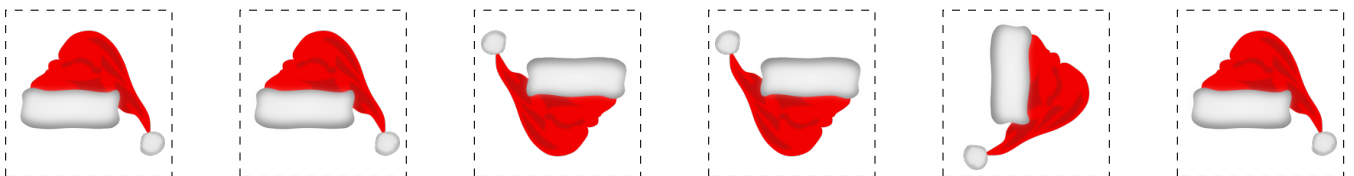
Name: _____

Date: _____

Cut and paste a picture that continues each pattern.



Cut-outs



Images from Openclipart.org

Merry Christmas from Math-Drills.com!

Christmas Math Patterns (C)

Name: _____


Date: _____

Cut and paste a picture that continues each pattern.


1.



2.




3.




4.



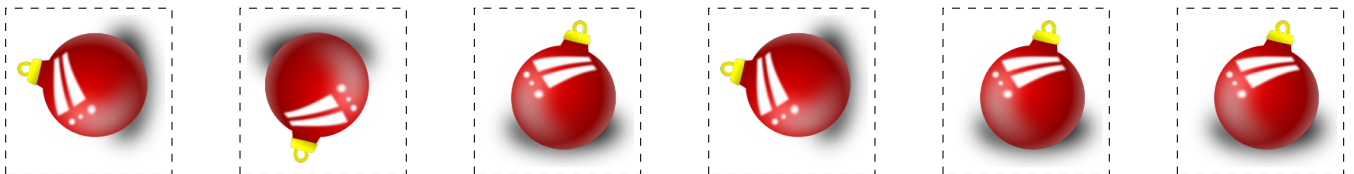
5.



6.



Cut-outs



Images from Openclipart.org




Merry Christmas from Math-Drills.com!

Christmas Math Patterns (C) Answers

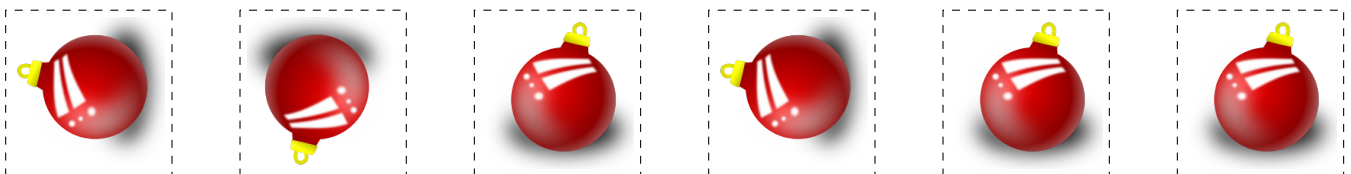
Name: _____

Date: _____

Cut and paste a picture that continues each pattern.



Cut-outs



Images from Openclipart.org

Merry Christmas from Math-Drills.com!

Christmas Math Patterns (D)

Name: _____


Date: _____

Cut and paste a picture that continues each pattern.


1.



2.




3.




4.




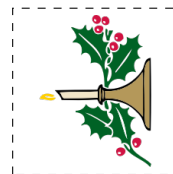
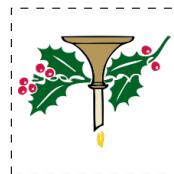

5.



6.



Cut-outs



Images from Openclipart.org

Merry Christmas from Math-Drills.com!

Christmas Math Patterns (D) Answers

Name: _____


Date: _____

Cut and paste a picture that continues each pattern.

1.



2.



3.



4.



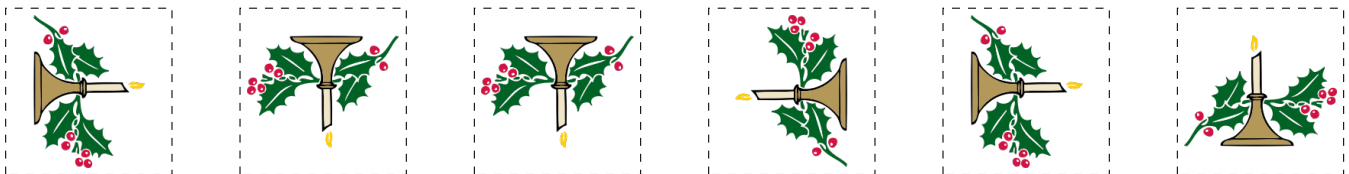
5.



6.



Cut-outs



Images from Openclipart.org

Merry Christmas from Math-Drills.com!



Christmas Math Patterns (E)

Name: _____



Date: _____



Cut and paste a picture that continues each pattern.



1.  

2.  

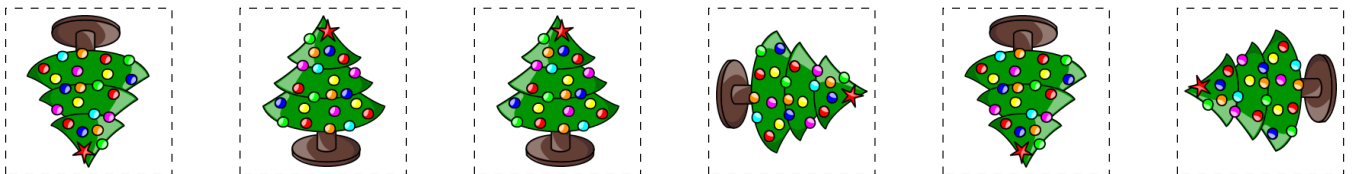
3.  

4.  

5.  

6.  

Cut-outs



Images from Openclipart.org

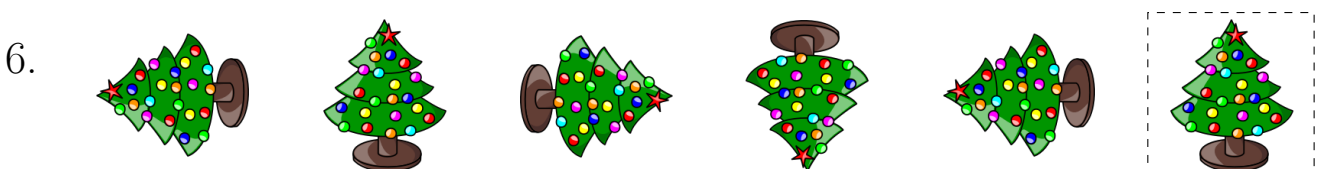


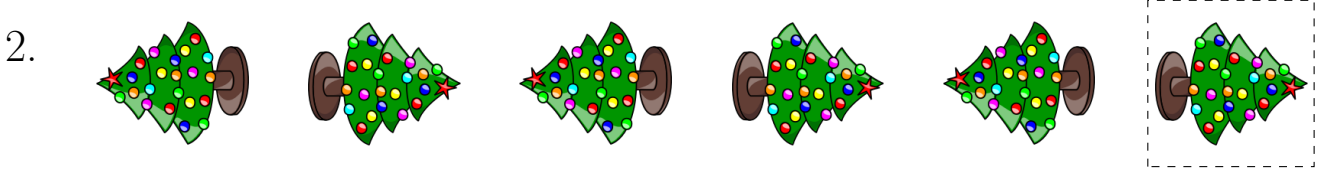
Merry Christmas from Math-Drills.com!

Christmas Math Patterns (E) Answers

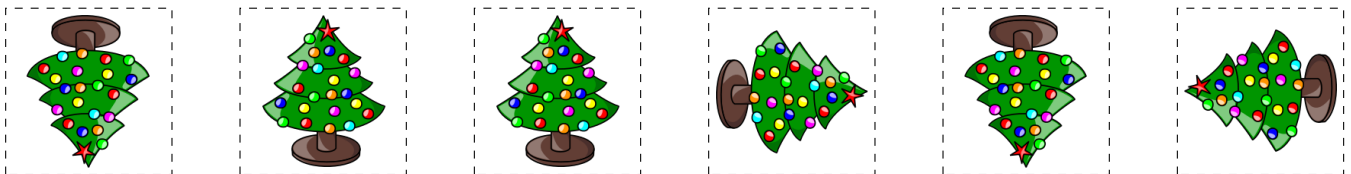
Name: _____

Date: _____

Cut and paste a picture that continues each pattern.



Cut-outs



Images from Openclipart.org







Merry Christmas from Math-Drills.com!







Christmas Math Patterns (F)

Name: _____







Date: _____

Cut and paste a picture that continues each pattern.







1.      

2.      

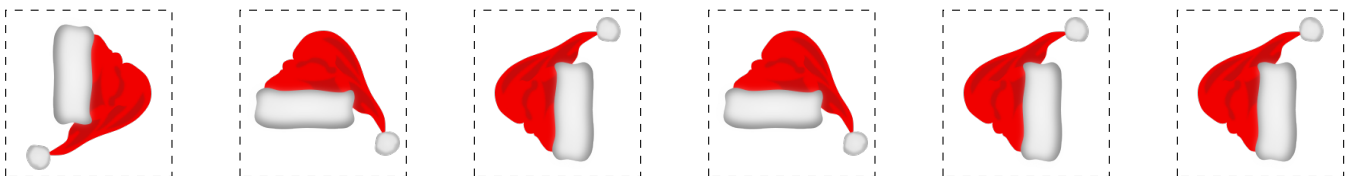
3.      

4.      

5.      

6.      

Cut-outs



Images from Openclipart.org


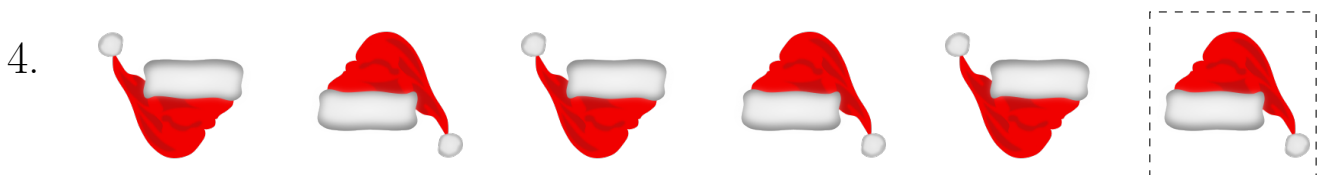


Merry Christmas from Math-Drills.com!

Christmas Math Patterns (J) Answers

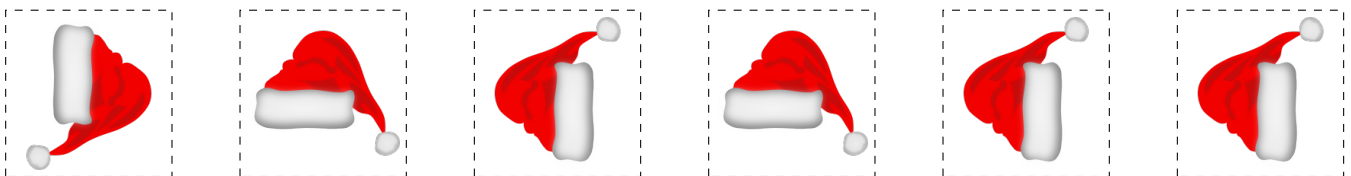
Name: _____

Date: _____

Cut and paste a picture that continues each pattern.



Cut-outs



Images from Openclipart.org

Merry Christmas from Math-Drills.com!

Christmas Math Patterns (G)

Name: _____


Date: _____

Cut and paste a picture that continues each pattern.



1.



2.




3.




4.



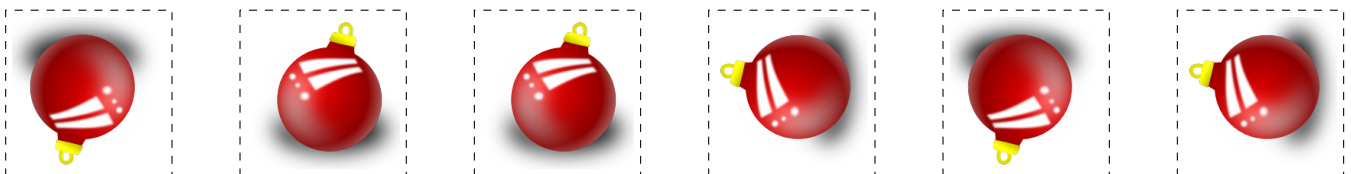
5.



6.



Cut-outs



Images from Openclipart.org

Merry Christmas from Math-Drills.com!


Christmas Math Patterns (6) Answers

Name: _____


Date: _____

Cut and paste a picture that continues each pattern.

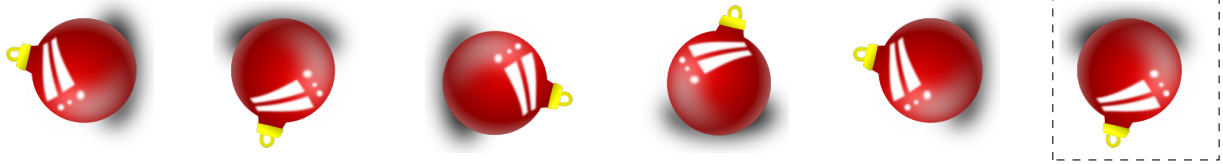
1.




2.




3.




4.



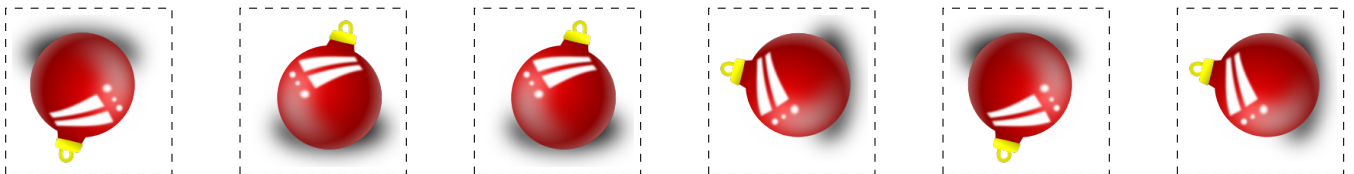
5.



6.



Cut-outs



Images from Openclipart.org

Merry Christmas from Math-Drills.com!

Christmas Math Patterns (H)

Name: _____


Date: _____

Cut and paste a picture that continues each pattern.


1.



2.




3.




4.




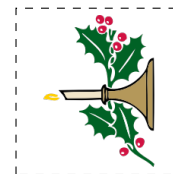


5.



6.



Cut-outs



Images from Openclipart.org




Merry Christmas from Math-Drills.com!

Christmas Math Patterns (H) Answers

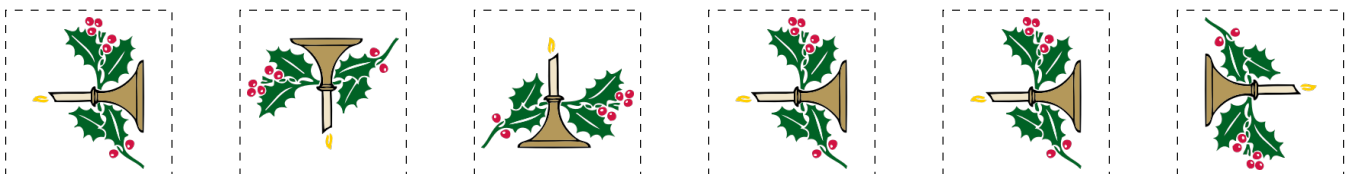
Name: _____

Date: _____

Cut and paste a picture that continues each pattern.



Cut-outs



Images from Openclipart.org



Merry Christmas from Math-Drills.com!

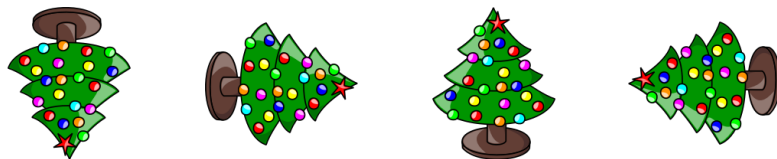

Christmas Math Patterns (I)

Name: _____



Date: _____

Cut and paste a picture that continues each pattern.

1.  

2.  

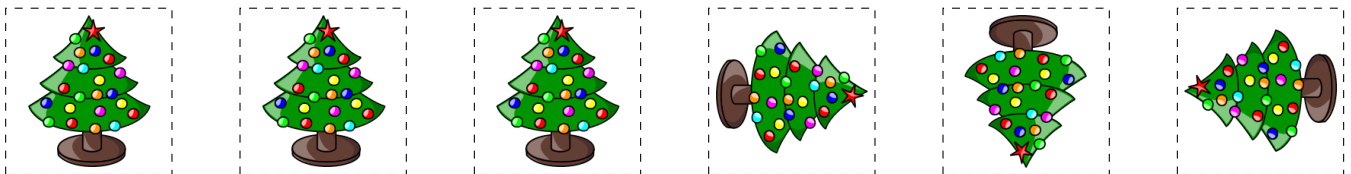
3.  

4.  

5.  

6.  

Cut-outs



Images from Openclipart.org



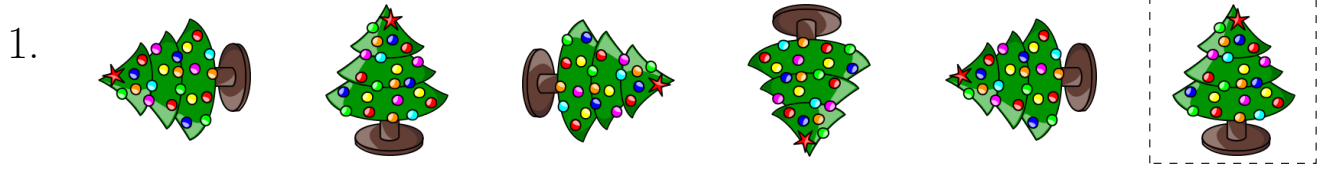
Merry Christmas from Math-Drills.com!

Christmas Math Patterns (I) Answers

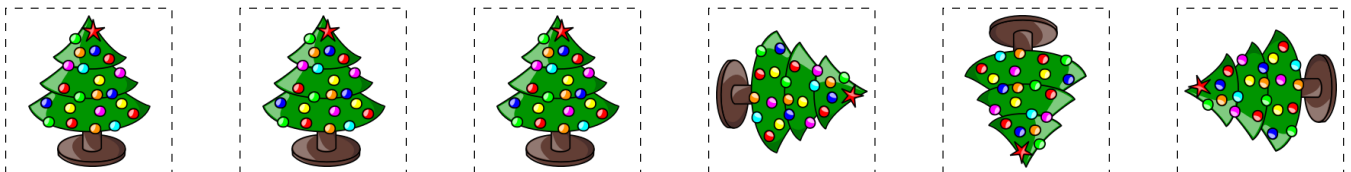
Name: _____

Date: _____

Cut and paste a picture that continues each pattern.



Cut-outs



Images from Openclipart.org

Merry Christmas from Math-Drills.com!

Christmas Math Patterns (I)

Name: _____

Date: _____

Cut and paste a picture that continues each pattern.

1.



2.



3.



4.



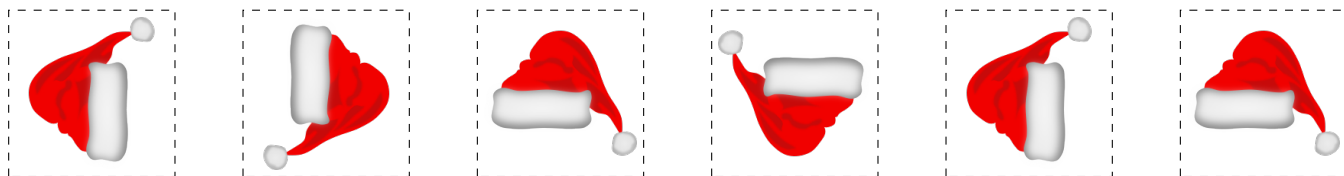
5.



6.



Cut-outs



Images from Openclipart.org

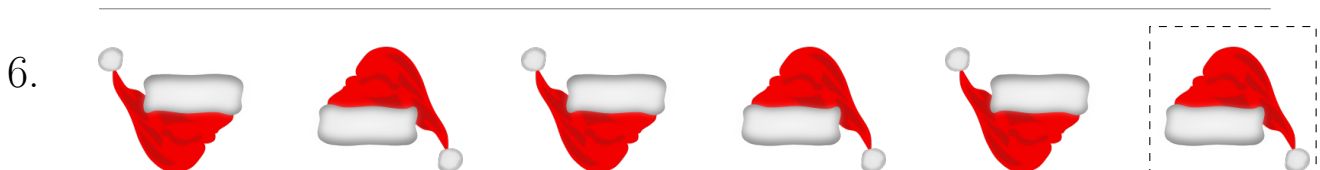

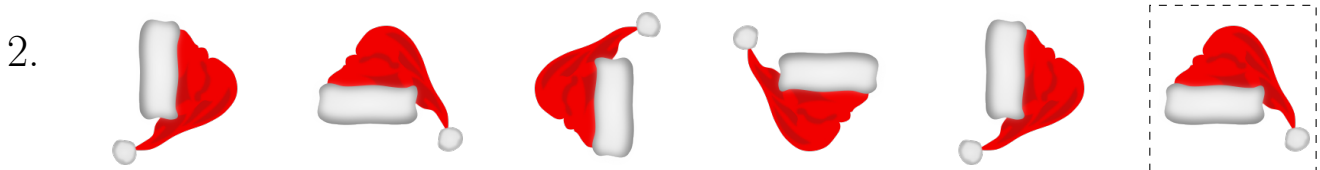

Merry Christmas from Math-Drills.com!

Christmas Math Patterns (J) Answers

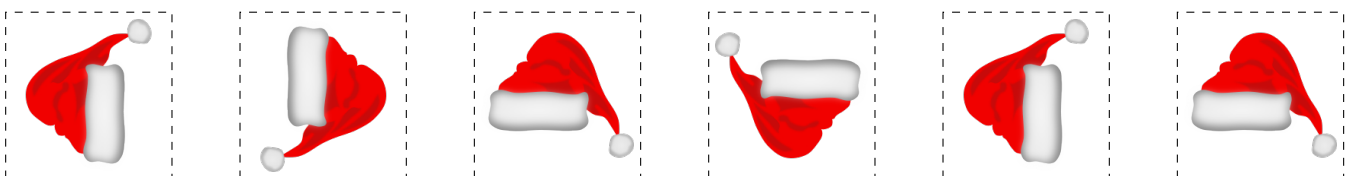
Name: _____

Date: _____

Cut and paste a picture that continues each pattern.



Cut-outs



Images from Openclipart.org

Merry Christmas from Math-Drills.com!