



Christmas Math Patterns (E)

Name: _____



Date: _____



Cut and paste a picture that continues each pattern.



1.  

2.  

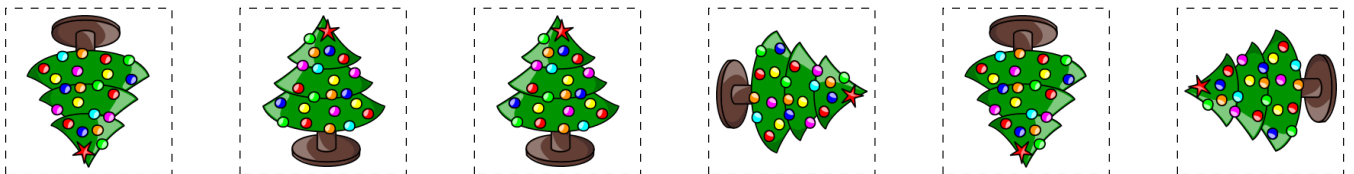
3.  

4.  

5.  

6.  

Cut-outs



Images from Openclipart.org

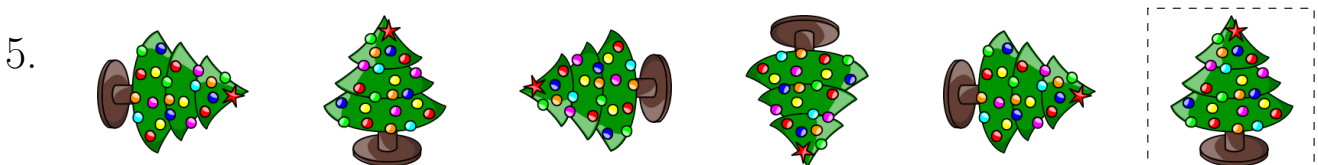

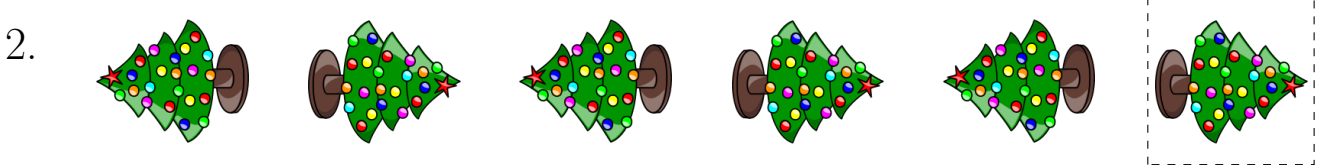
Merry Christmas from Math-Drills.com!

Christmas Math Patterns (E) Answers

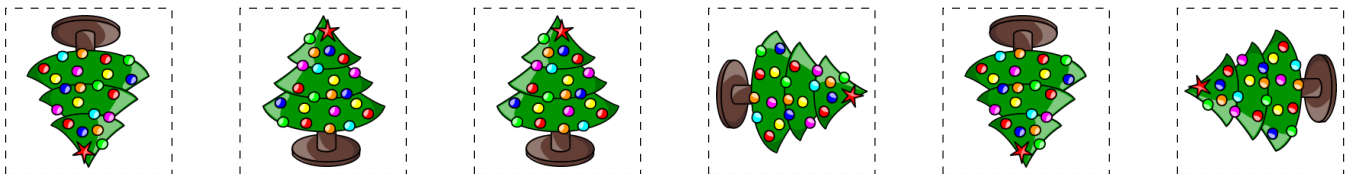
Name: _____

Date: _____

Cut and paste a picture that continues each pattern.



Cut-outs



Images from Openclipart.org

Merry Christmas from Math-Drills.com!