







Christmas Math Patterns (B)







Name: _____







Date: _____







Cut and paste a picture that continues each pattern.







1.      

2.      

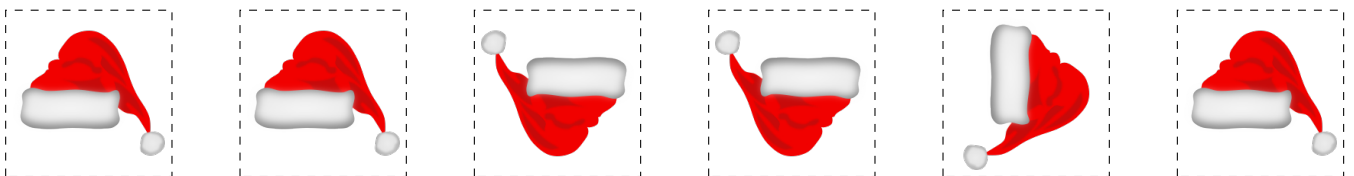
3.      

4.      

5.      

6.      

Cut-outs



Images from Openclipart.org

Merry Christmas from Math-Drills.com!